

Name: _____

Wilma the witch knows how important the right ingredients are for her potions. Each ingredient has a definite effect! Write what you think might happen in a magic potion from each of the following ingredients:



Magic Ingredient
(cause)

What might happen from this ingredient
(effect)

Unicorn horn trimmings _____



Purple thistles _____

Dragon claws _____



Draw a dragon
claw here:



Blue fairy hair _____

Wizard's toenail _____

A giant's nose hair _____




Draw a magic potion
in a bottle here:

Name: _____

Uncover the Story Number 1

(Pick just one story to uncover!)



What is going on? Write as many ideas as you can fit in the box.

My ideas...

Name: _____

Uncover the Story Number 2

(Pick just one story to uncover!)




What is going on? Write as many ideas as you can fit in the box.

My ideas...

Name: _____

Which story did you decide to uncover? Check one.



☐ Uncover the Story Number 1



☐ Uncover the Story Number 2

Best idea I had to describe this picture: _____

Add a detail to this idea: _____

SECOND best idea I had to describe this picture: _____

Add a detail to this idea: _____


Uncover the main character. Give the main character a name. Is the main character in the picture? _____

Name: _____

Dreams

Every night we dream. We don't always remember our dreams, but we have them every night.

Draw a picture about a dream you can remember having.



I had a dream that _____

After having this dream I felt _____


I will never forget this dream because _____

Name: _____

A simple sentence has a noun and a verb.
Are you ready for a sentence challenge?
Let's go! These sentences are all mixed up like
the upside down clown! Look at the picture.
Write the sentence with the words in the right
order in the blank. The **nouns** are **orange** and
the **verbs** are **green**! Here is a hint: The first
word of the sentence starts with a capital letter.



The **log** **frog** **is** on a



pig **pen** in a The **sits**

Name: _____

You are doing great! These sentences are harder, but you can do it. Unscramble these sentences and write them on the blanks.



A eats bug the pea green red



_____.





Bob runs in sun the hot



_____.

★ ★
Draw a picture
and write your
own sentence on
the blank:



_____.

Name: _____

How Did This Happen?



Snow Builders

©edHelper


Name: _____

"How Did It Happen?"

Three kids have built this snowman. Whose idea was it? Did they agree on everything? Maybe. Maybe not. Think up the story then write it down. Use these lines (and the back if needed) for the final draft. Use correct capitals and punctuation.

Name: _____



Think of a Character for a Story



Write about one major event this character will face in your story.

Name of character: _____



Draw a picture of this character.



Write one thing the character does or says.



What will happen next in the story?




Give a title to your story.



Name: _____

Informational Writing

They say no two snowflakes are alike. Dig up the facts and write them here. What is the final word on this?



Name: _____

Freddie the frog is a strong, silent type. He is hopping from lily pad to lily pad in his favorite pond looking for silent letters. Help Freddie by circling the silent letter in each word.

**climb****gnome****lamb****write****sign****know****comb**

Name: _____

February **Funny Fill-Ins**

Read the story. Make a list of adjectives you could use.
Then complete the story using words from your list.



Fill in the blanks with (funny) adjectives.

As I was coming up the _____ stairs I heard a
adjective

_____ noise coming from my room. When I opened
adjective

my _____ door I was horrified to see the baby had
adjective

gotten into all my Valentine's Day supplies. His _____
adjective

drool and _____, wet hands had touched and pulled
adjective

everything I was saving. The _____ damage was
adjective

done. Next year, I'll make sure I _____ lock things up!
adjective

Name: _____

Pretty snow angels are fun to make!

When you write, it is important to know **where** and **when** events happen. Answer the questions about the picture! Use complete sentences.



Where are the children making the pretty snow angels? Write a complete sentence.

When are the children making the pretty snow angels? Write a complete sentence.


Draw your favorite winter hat and mittens that you love to wear when you play in snow here:



Name: _____

Fill-In Sentences

Use one word from each card to write on the blanks and finish each sentence.



1. There were lots of _____
I wanted to _____ a "Happy Valentine's Day."
2. My _____ to _____ cards was _____.
3. I got _____ and used stuff around the _____ to _____ my own.
4. The _____ to _____ them was _____ -

but well worth it!



©edHelper

Name: _____


Write About Sledding



Use the words: hill, speed, dizzy, pull, and tube.

Name: _____

Write About Bugs



Use the words: bee, butterfly, dragonfly, snail, and insects.

Name: _____

Writing Dialogue

Write a dialogue between a bully and you. The bully is daring you to snowtube down the biggest, most dangerous hill in town. How would that go?



Name: _____

If you go for a walk in the snow, you see many footprints. You might see a dog footprint. You might see some bird footprints. Do you think a magic animal might walk in the snow? Draw a footprint of a magic animal. You can make up the animal and answer questions about it!



Your magic animal footprint:

What is the name of your magic animal?

Write a complete sentence here:



Your magic animal:


What does your magic animal like to eat?

Write a complete sentence here:



Name: _____

Pine trees stay fresh and **green** all year. If you went for a walk in a pine forest, what else would you see? Draw it next to the pine tree.



Finish the sentence then copy the whole sentence.


I might see a _____ in the forest.

Circle the word that describes what you saw, then copy the whole sentence.

It was very (**big** / small) and (pretty / **UGLY**).

Name: _____

The Abominable Snowman slipped and ended up in a snow bank. **BOOM!** This doesn't happen often! Circle the words that he might be feeling as he sits there:



Now use the words you have circled and write one on each blank in this sentence:

The Abominable Snowman slipped into a snow bank and feels _____ and _____.

Who can help this poor guy?
Circle the friend who will help him:



Now use the word you circled and write it on the blank in the sentence:

A _____ came and helped
Mr. Abominable out of the snow bank.

Draw a picture of Mr.
Abominable and his
helping friend here:



Copy the whole sentence here in your best handwriting:

Name: _____

Circle the word spelled correctly. Cross out the misspelled word.

1. bak

bake

2. ot

it

3. cheek

chek

4. beke

bake

5. rode

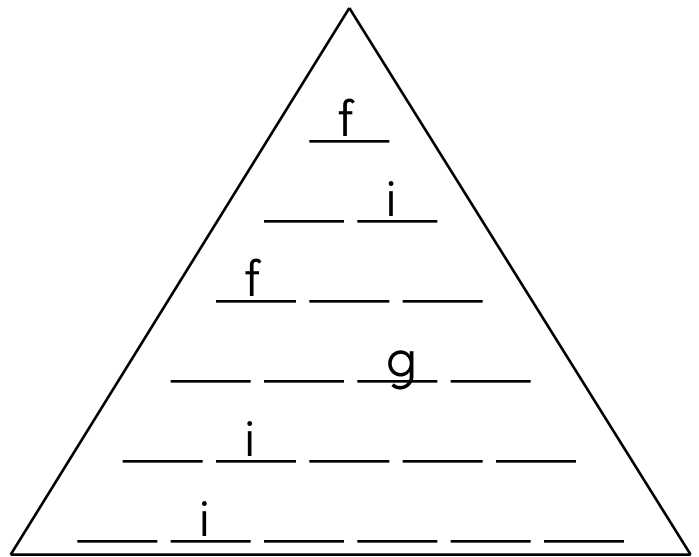
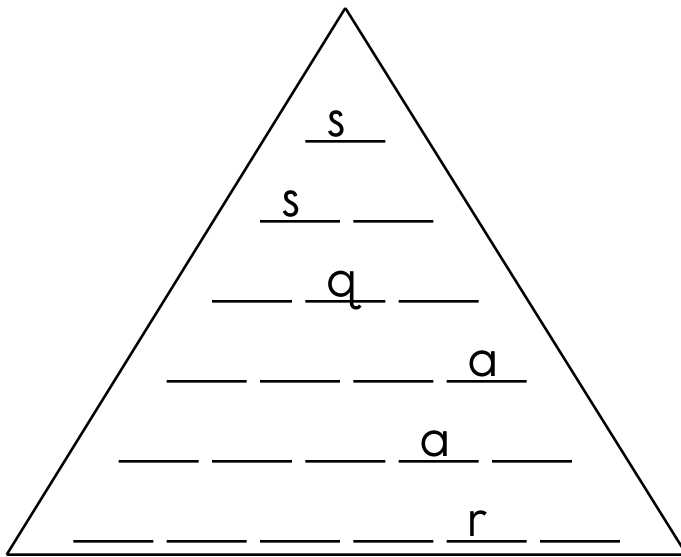
rohd

6. rowwed

rowed

Add one letter of the word on each line until you spell it entirely at the end.

square • figure



Try to spell some words.

ru • st • ~~ra~~ • ~~is~~ • ~~es~~

daisies _____

Write the words into the boxes.

base • newspaper • bass

--	--	--	--

--	--	--	--

--	--	--	--	--	--	--	--

Name: _____

Circle the word spelled correctly. Cross out the misspelled word.

1. russt

rust

2. base

basse

3. daisies

dayzeaz

4. rains

ranz

5. doknuhs

darkness

6. other

othor

Write these spelling words in ABC order:

counter • bake • spin • rust • design • great

1. _____

4. _____

2. _____

5. _____

3. _____ design

6. _____

Circle the spelling words.

basesnailspindesignpaintinglotdaisiesrustverticalleast
 snailrainsrustleastrustdesigndesignlototherbasespin

Try to spell some words.

it • ~~sn~~ • ~~ail~~

snail _____

Write the words into the boxes.

snail • great • daisies


--	--	--	--	--

--	--	--	--	--

--	--	--	--	--	--	--

Name: _____

Sing! Sing! Sing!



It is very cold tonight. Brenda is standing at her bedroom window. It is snowing.




Brenda is thinking about the show tonight. Her school is having a talent show.

2



Brenda will sing at the show. She has been practicing for a long time.

3




At last it is time to go. "Put on your long scarf," her mother says. "Put on your gloves, too."

4




At school Brenda sees many people sitting in the auditorium.

5




They are talking and laughing.

6



Brenda takes off her coat, scarf, and gloves. She hangs them on a rack.

7



The show starts. Pat is on the stage. He is juggling.

8



Then it is time for Brenda. She walks onto the stage. The lights are shining. They are so bright!

9




Uh-oh! Brenda is scared. She takes a deep breath. She thinks about her teacher. Her teacher is saying, "Sing, Brenda. Just sing! Sing! Sing!"

10



Brenda starts singing. "Sing, sing a song. Sing out loud. Sing out strong."

11



All the people are listening and smiling. They like her song. Now they are clapping!

12



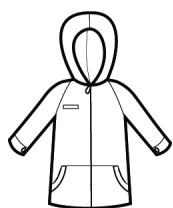
Brenda is not scared anymore. She likes singing. She likes all the clapping, too!

13

c	l	e	s	w	r	w	l	l	m	x	q
i	i	a	m	k	t	e	k	a	a	b	c
k	s	s	i	a	h	p	f	u	h	t	o
r	t	a	l	j	i	e	o	g	g	h	a
t	e	y	i	p	n	o	x	h	z	i	t
c	n	i	n	i	k	p	x	i	o	n	s
f	i	n	g	y	s	l	k	n	h	k	t
e	n	g	s	g	q	e	s	g	a	i	r
u	g	x	n	s	m	l	e	t	n	n	o
w	k	z	x	z	f	y	e	r	g	g	n
s	c	h	o	o	l	c	s	w	s	y	g



school



coat

thinking

saying

sees

hangs

strong

laughing

smiling

listening

thinks

1. What is happening at Brenda's school tonight?

- ☐ a movie night
- ☐ a talent show
- ☐ a dance party
- ☐ a basketball game

2. How do the people in the audience feel when Brenda sings?

- ☐ sad
- ☐ angry
- ☐ happy
- ☐ tired

Please find and circle the two answers to questions #1 and #2.

Double-check your answers to the questions if you cannot find them.

O X O P Y R L H A P P Y F J F L B K A Y K H M E L Y I N M
S P X E N V I V N R A T A L E N T S H O W J A R P V E E I
V N H I F E W D Z U A V Y V S C E G N C N D C K S P U B G
U F Y C X S Y H E R R S V Y F O E D A M O V I E F K U M E

3. What does Brenda's mother tell her to wear?

- ☐ a long scarf
- ☐ a hat
- ☐ boots
- ☐ sunglasses

4. Who is first on the stage at the talent show?

- ☐ Brenda's mom
- ☐ Brenda's teacher
- ☐ Pat
- ☐ Brenda

Check your answer. Find the answer to questions #3 and 4.

R F O A A U L U G A L O N G S C A R F P E R X N J R P B T
M G G P T X U H Z U X K X S C U W P Y X K K A D F M K U C
W Y G X W A P A T S R J O K L M I L F J T G Q O V H Q S S
R J R Q O N S G B U J T L U K Z B F C Y H T C Z Q R Z K D

5. What does Brenda see when she looks out her window?

- ☐ the snow
- ☐ the sun
- ☐ the stars
- ☐ the rain

6. What will Brenda do at the show?

- ☐ paint
- ☐ play piano
- ☐ sing
- ☐ dance

Check your answer. Find the answer to questions #5 and 6.


U C B C I K N Q Y E Z Q O I P S T H E S N O W O T L I Q U
M P Z T W H V F Z B W P M A J S I N G V T B S E U S N K E
B L K V Q I X U O F I X V Y Q M P J Y D O O F G Q K M K H
F U P I F O F P S M K N F T T B R Q S L C W D S Y P Y U V

Rewrite the Story


It's your turn to write! Let the pictures spark your creativity. You could use some bits from the original story or invent something all your own. Just let your imagination guide you!


.....
Your Title


.....
By: Your Name







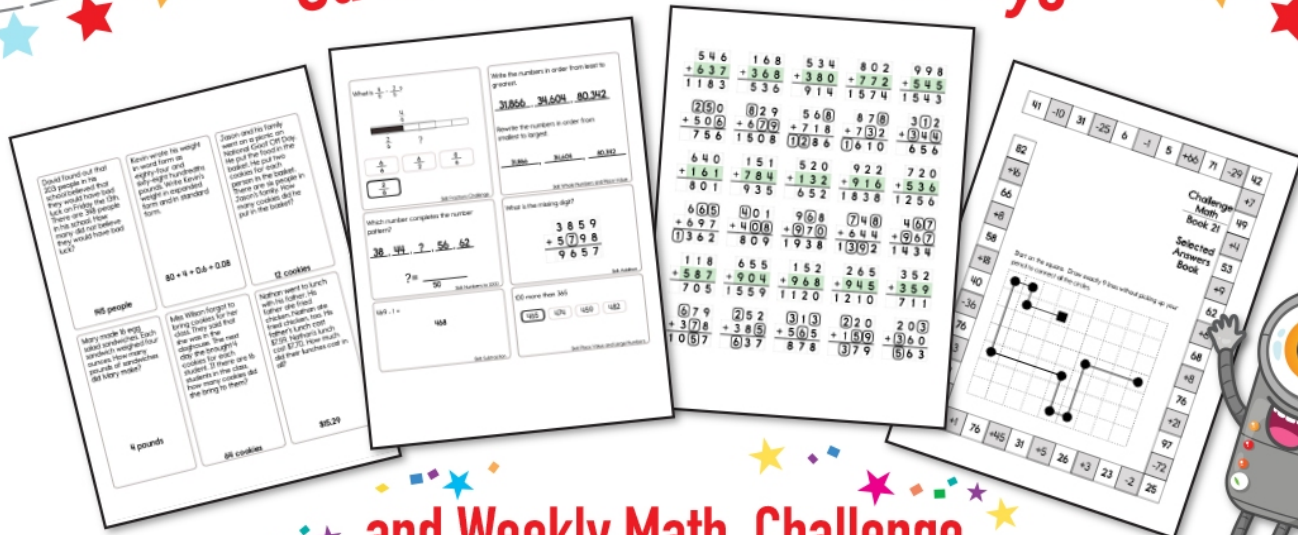




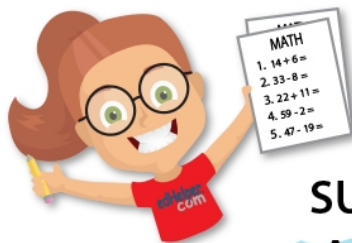




Subscribe to Get Answer Keys



and Weekly Math, Challenge Workbooks, Posters, Daily Reading, and so much more!



SUBSCRIBE TO RECEIVE EVEN MORE
Answer Keys • Effective Activities • Access
to as many printables as you need!



edHelper.com



It's NO PREP at edHelper.

More history!



edHelper.com!



New online math games!



New ideas!



\times $=$ $-$ \div $<$ $>$

More puzzles!



