


Name: _____



Your hands help you do lots of things. Let's give your hand a hand! Take a pencil and trace your hand in the space below. Then write all the things your hands help you do inside the outline.

Name: _____

Uncover the Story Number 1

(Pick just one story to uncover!)



What is going on? Write as many ideas as you can fit in the box.

My ideas...

Name: _____

Uncover the Story Number 2

(Pick just one story to uncover!)



What is going on? Write as many ideas as you can fit in the box.

My ideas...

Name: _____

Which story did you decide to uncover? Check one.



☐ Uncover the Story Number 1

☐ Uncover the Story Number 2

Best idea I had to describe this picture: _____

Add a detail to this idea: _____

SECOND best idea I had to describe this picture: _____

Add a detail to this idea: _____

Uncover the main character. Give the main character a name. Is the main character in the picture? _____

Name: _____

Zoo

Draw a picture of the zoo.



When I go to the zoo I _____

My favorite animal at the zoo is _____

I like the zoo because _____

Name: _____

How Did This Happen?



Snow Builders


©edHelper

Name: _____

"How Did It Happen?"

Three kids have built this snowman. Whose idea was it? Did they agree on everything? Maybe. Maybe not. Think up the story then write it down. Use these lines (and the back if needed) for the final draft. Use correct capitals and punctuation.

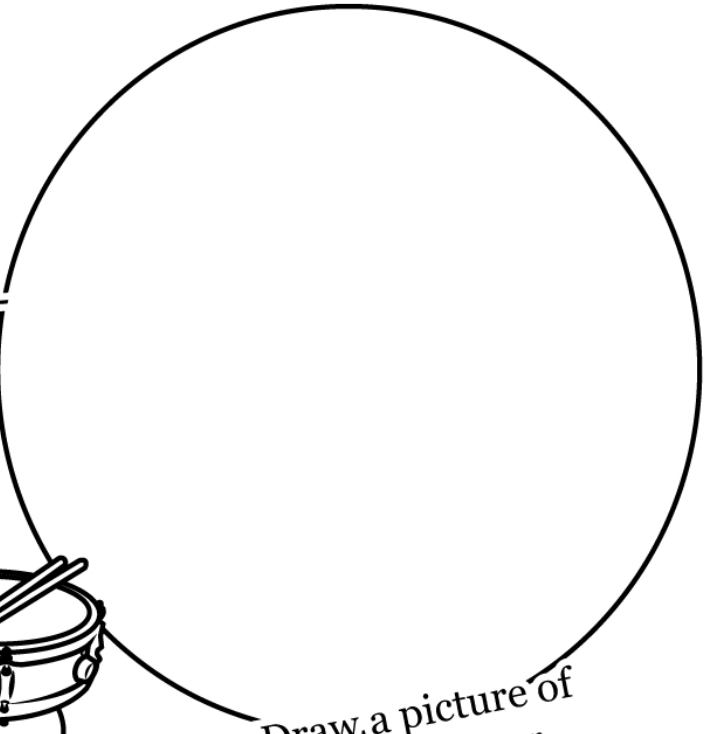
Name: _____



Think of a Character for a Story

Write about one major event this character will face in your story.

Name of character: _____



Write one thing the character does or says.



Draw a picture of this character.

What will happen next in the story?




Give a title to your story.

Name: _____

Fill In Sentences

Use one word from each card to write on the blanks and finish each sentence.




1. There were lots of _____
I wanted to _____ a "Happy Valentine's Day."

2. My _____ to _____ cards was _____.

3. I got _____ and used stuff around the _____ to _____ my own.

4. The _____ to _____ them was _____ -

but well worth it!



©edHelper

Name: _____

A poem gnome named Jerome has written a poem about his pet toad, but he forgot the adverbs. Use this list of adverbs that tell where something happens and finish the rhymes:

inside near up outside
away everywhere under



My Tricky Toad

A poem by Jerome the gnome

My toad sometimes likes to hide.

He hops behind the sofa when we're _____.

If we are _____ in the yard,

Finding my pet is rather hard.

Look! I thought I saw him hop _____.

No, that was a bunny wanting to play.

I have looked for my toad _____ and far.

I even looked _____ a car.

I looked way _____ into a tree,

But I did not my small pet see.

Just when I thought I looked _____,

I found my toad hiding in my hair!



Draw a picture
of a toad hiding
somewhere if
you like:

Name: _____

describing words:	birthday	cheerful	handwriting
	small, blond	grinning	loving

who or what?	father	campfire	pencil
	paper	hat	cat

did what?	gave someone a headache		rolled
	chased away the gloom		was found

when?	before I woke up		
	during recess	at dusk	at lunchtime

where?	by the concession stand		at the park
	in the forest	on my desk	down a hole

Write one sentence. Use some of the ideas from above.

Circle the ideas you used from above. Use at least two of these ideas:

did what? when? who or what? where?

Fill in the numbers.

22	23		25	26
32	33		35	36
42	43		45	46
	53	54	55	56
62	63	64	65	

				48	
	55	56		58	
64		66			69
	75	76	77		79
84					89

21	22
51	52

Name: _____

What is going on in the picture? Write a topic and a title to describe the picture.



Topic: _____

Title: _____

Read the sentence. Then fill in the blanks.

Sentence: The baseball is in the bag.

who or what? The baseballwhere? in the bag

Sentence: The woman went to work.

who or what? _____

where? _____

Free choice writing:

Name: _____

February **Funny Fill-Ins**

Read the story. Make a list of nouns you could use.
Then complete the story using words from your list.



Fill in the blanks with (funny) nouns.

Our _____
noun was telling us how the class card

exchange would work. I stood far away and clutched

my handmade _____.
noun I had spent the whole

_____ constructing it. It was made of _____,
noun noun

_____, and lots of _____. Trouble was, it was
noun noun

the only one I had. I gave it to the _____, and
noun

hoped no one would notice I wasn't otherwise involved.

Name: _____



Some friends told Milu about National
Pizza Day on February 9. Yummy!



Circle your favorite pizza toppings:

pepperoni	olives	onions	pineapple	peppers
ham	bacon	mushrooms	anchovies	chicken

Finish the sentence by filling in the blank with one topping you like:

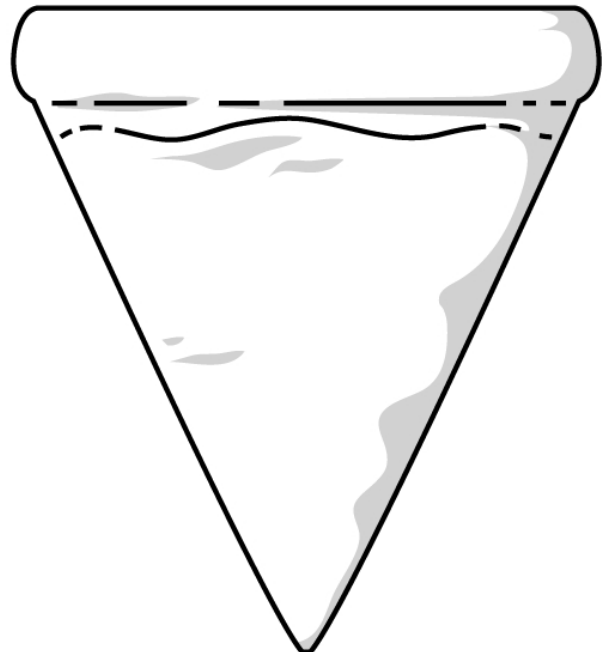
I like to have _____ on my pizza.

Now copy the whole sentence here in your best handwriting:

Where do you like to go to eat pizza?

Answer with a complete sentence. _____

Add some toppings to the slice of pizza:



Have you ever made homemade pizza?

Write about it here. If you haven't
made homemade pizza, write about
what you think it would be like to do that! _____

Name: _____

Time for a story. What do you think happened before this picture? Write a few quick ideas and random thoughts on the things that happened before.



Use your ideas to put together a story about what happened before. Then, write about what is happening in the picture and what happens afterward.

Name: _____

Handwriting practice lines consisting of 20 sets of three horizontal dashed lines.

Name: _____

February **Funny Fill-Ins**

Read the story. Make a list of verbs you could use.
Then complete the story using words from your list.



Fill in the blanks with (funny) verbs.

Our teacher had us _____
verb
up all our card boxes
on a table. Jake _____
verb
in cupcakes. Millie _____
verb
with a big jug of lemonade. Our class was going to have
the best Valentine's Day Party in the school! We _____
verb
games, _____
verb
to a story, and even _____
verb
letters
to the important people in our lives. By the end of the
day I was tired and let out a _____.
verb
Excuse me!

Name: _____

Writing Dialogue

Your teacher is going to a meeting and has left you in charge of the classroom. Write the conversation he had with you before leaving. Try convince him you're not up to the task.



Name: _____


Write About Shoveling



Use the words: heavy, sore, sidewalk, help, and lift.

Name: _____

Write About Bugs



Use the words: bee, butterfly, dragonfly, snail, and insects.

Name: _____

February **Funny Fill-Ins**

Read the story. Make a list of verbs you could use.
Then complete the story using words from your list.



Fill in the blanks with (funny) verbs.

Our teacher had us _____
verb
up all our card boxes
on a table. Jake _____
verb
in cupcakes. Millie _____
verb
with a big jug of lemonade. Our class was going to have
the best Valentine's Day Party in the school! We _____
verb
games, _____
verb
to a story, and even _____
verb
letters
to the important people in our lives. By the end of the
day I was tired and let out a _____.
verb
Excuse me!

Name: _____

February **Funny Fill-Ins**

Read the story. Make a list of verbs you could use.
Then complete the story using words from your list.



Fill in the blanks with (funny) verbs.

Our teacher had us _____
verb
up all our card boxes
on a table. Jake _____
verb
in cupcakes. Millie _____
verb
with a big jug of lemonade. Our class was going to have
the best Valentine's Day Party in the school! We _____
verb
games, _____
verb
to a story, and even _____
verb
letters
to the important people in our lives. By the end of the
day I was tired and let out a _____.
verb
Excuse me!

Name: _____

February **Funny Fill-Ins**

Read the story. Make a list of verbs you could use.
Then complete the story using words from your list.



Fill in the blanks with (funny) verbs.

Our teacher had us _____
verb
up all our card boxes
on a table. Jake _____
verb
in cupcakes. Millie _____
verb
with a big jug of lemonade. Our class was going to have
the best Valentine's Day Party in the school! We _____
verb
games, _____
verb
to a story, and even _____
verb
letters
to the important people in our lives. By the end of the
day I was tired and let out a _____.
verb
Excuse me!

Name: _____

Spell the n sound.

N NN

shi n e

ki _ d

statio _

spi _ _ ing

i _ vite

pla _ ts

o _

bu n n ies

da _ cing

li _ e

pi _ _ ed

gri _ _ ing

seco _ d

d k s e c o n d s e c o u n d e n w x

eve _ t

a n e v e t n e v e n t w n l v t e n

a _ _ ounce

v a a n o u n c e n a n n o u n c e o

pe _ _ ies

s p e n n i e s d i p e n n e y s s p

cotto _ wood

o f c n c o t t o n w o o d k o n d o

fu _ _ y

v f o u a f u n n y y n y f u n n f n

bur _

r r b r p b u t n t n b u r n u u k b

roadru _ _ er

r n f r o a d r u n n e r t n d z o h

ha _ dle

h a d l e n l n y h a n d l e a l a s

robi _

w p i n b z r o b i n l n f k r o i n

gu _

a n f g a h n n c g y w n j g o g u n

_ amed

e n i m e d n n o p d v n a m e d n q

joi _ s

n o b h n v o o j o i n s n k j i o s

pi _ _ ed

p i n n e d n i v p i n n e e x n n r

tu _ _ el

n y l c t u n n e l t u f a t u n e l

kitte _

t t f x n k i t t e n k i h t u h n c

wago _

w a g w a g o n w a n n g w w a g a n

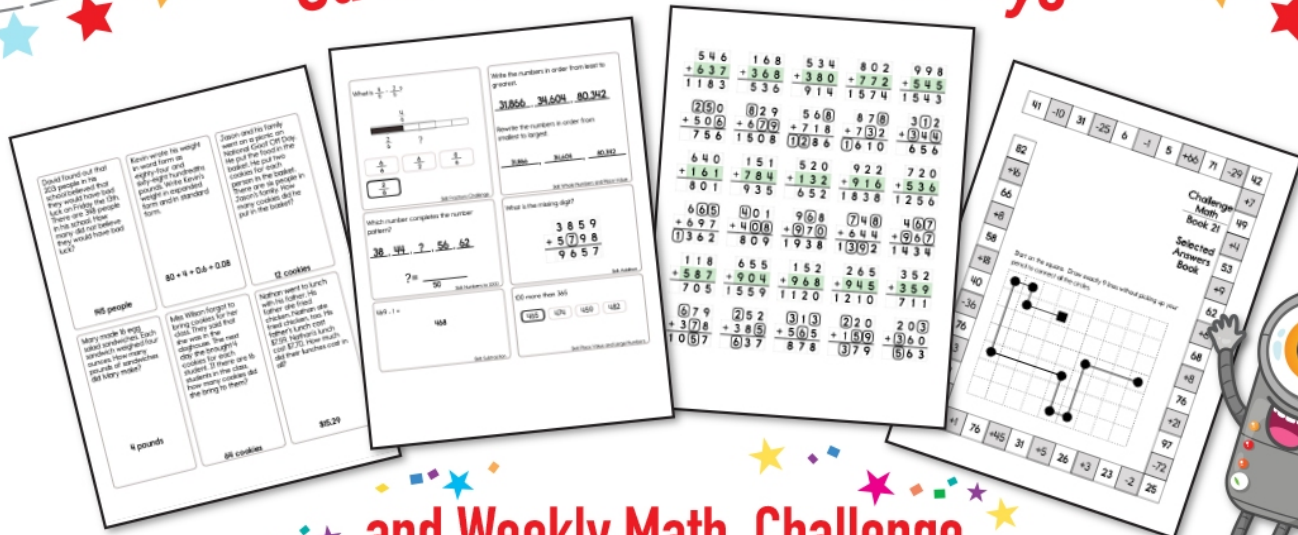
co _ trol

s c o n t r o l l r c c o n t r o l n


i _ _ ing

y l i n n i n g i q e w i i n n i n g

Subscribe to Get Answer Keys



and Weekly Math, Challenge Workbooks, Posters, Daily Reading, and so much more!



SUBSCRIBE TO RECEIVE EVEN MORE
Answer Keys • Effective Activities • Access
to as many printables as you need!



edHelper.com



It's NO PREP at edHelper.

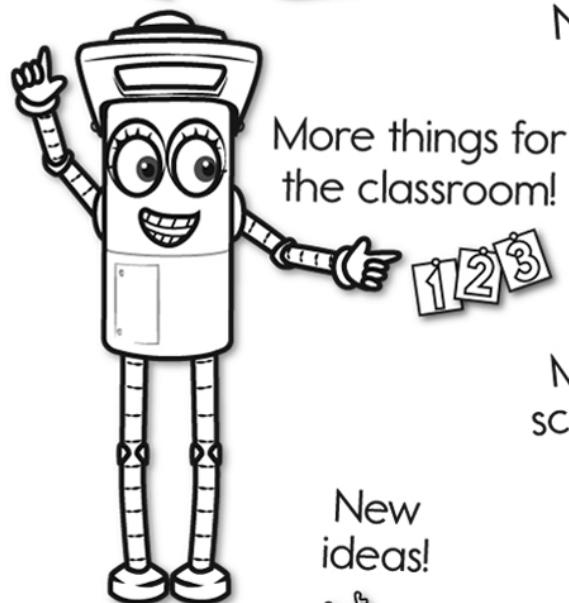
More history!



edHelper.com!



New online math games!



1 2 3



New ideas!



\times
 $\times =$
 $- \div$
 $< - >$

More puzzles!



