


Name: _____



Your hands help you do lots of things. Let's give your hand a hand! Take a pencil and trace your hand in the space below. Then write all the things your hands help you do inside the outline.

Name: _____

Uncover the Story Number 1

(Pick just one story to uncover!)



What is going on? Write as many ideas as you can fit in the box.

My ideas...

Name: _____

Uncover the Story Number 2

(Pick just one story to uncover!)



What is going on? Write as many ideas as you can fit in the box.

My ideas...

Name: _____

Which story did you decide to uncover? Check one.



☐ Uncover the Story Number 1

☐ Uncover the Story Number 2

Best idea I had to describe this picture: _____

Add a detail to this idea: _____

SECOND best idea I had to describe this picture: _____


Add a detail to this idea: _____

Uncover the main character. Give the main character a name. Is the main character in the picture? _____

Name: _____

Geometry Robot

Draw a robot using circles, squares, rectangles, and triangles.



My robot's name is _____


My robot can _____

Shapes like circles and squares help the robot because _____

Name: _____

Informational Writing

They say no two snowflakes are alike. Dig up the facts and write them here. What is the final word on this?



Name: _____

Persuasive Writing

You've noticed a pair of sisters down at the local ice rink that are excellent at hockey.

Write down reasons they should try out for the community team.



Name: _____

If you want to tell someone something, you make a statement.

This friendly alien landed on Earth this winter. His name is Milu. Have fun writing statements about Milu!



Statements begin with a capital letter and end with a period.

Write a statement about this alien's ears.

Write a statement about this alien's legs.



Write a statement about this alien's eyes.

Draw a picture of a landscape from this alien's home planet here:




Write a statement about this alien's space ship.



Name: _____

Fill-In Sentences

Use one word from each card to write on the blanks and finish each sentence.



1. There were lots of _____
I wanted to _____ a "Happy Valentine's Day."
2. My _____ to _____ cards was _____.
3. I got _____ and used stuff around the _____ to _____ my own.
4. The _____ to _____ them was _____ -

but well worth it!




©edHelper

Name: _____


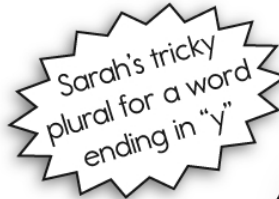


Sarah the slithering snake loves the “SSSSSSS” sound her tongue makes. She likes plural words because of the “s” sound they make. Write the plural of the word below each picture:

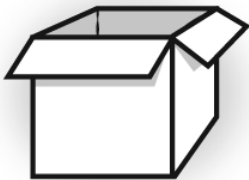








Draw your favorite kind of candy here:





Name: _____

Read the sentence. Then fill in the blanks.

Sentence: The glove was placed on the hand.

who or what? The glovewhere? the hand

Sentence: The five girls sat in the family room.

who or what? _____

where? _____

Write your answer. Then draw a small picture.

Best field trip:

Why?



Free choice writing:

Name: _____

February **Funny Fill-Ins**

Read the story. Make a list of nouns you could use.
Then complete the story using words from your list.



Fill in the blanks with (funny) nouns.

Dad and I decided we were going to bake several
batches of _____ for Valentine's Day! Sadly, the
first _____ burned. The second cookie sheet we
pulled from the _____ wasn't much better. By our
third try, we had lowered our _____ way down
and weren't surprised to find our _____ inedible.
Still, it was a great bonding _____ for us.

noun

©edHelper

Name: _____



Some friends told Milu about National Pizza Day on February 9. Yummy!



Circle your favorite pizza toppings:

pepperoni olives onions pineapple peppers
ham bacon mushrooms anchovies chicken

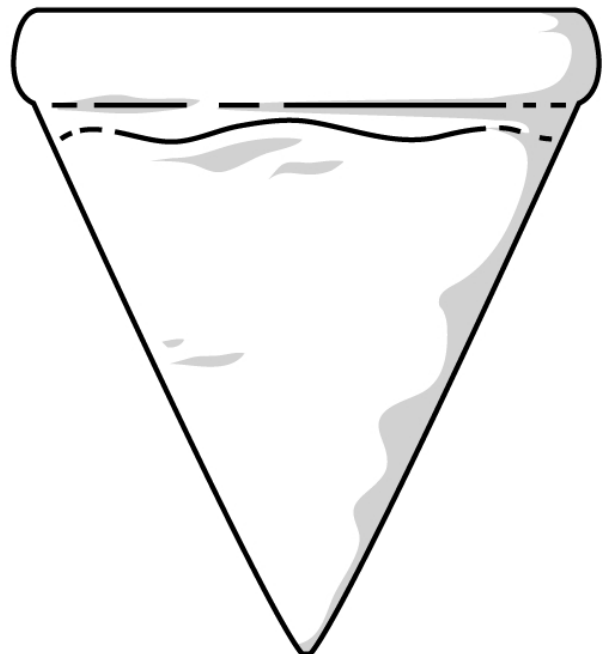
Finish the sentence by filling in the blank with one topping you like:

I like to have _____ on my pizza.

Now copy the whole sentence here in your best handwriting:

Where do you like to go to eat pizza?
Answer with a complete sentence. _____

Add some toppings to the slice of pizza:



Have you ever made homemade pizza?
Write about it here. If you haven't
made homemade pizza, write about
what you think it would be like to do that! _____

Name: _____

Time for a story. What do you think happened before this picture? Write a few quick ideas and random thoughts on the things that happened before.



Use your ideas to put together a story about what happened before. Then, write about what is happening in the picture and what happens afterward.

Name: _____

Handwriting practice lines consisting of 24 horizontal dashed lines.

Name: _____


Writing Dialogue

Your teacher is going to a meeting and has left you in charge of the classroom. Write the conversation he had with you before leaving. Try to convince him you're not up to the task.



Name: _____

Write About Bugs



Use the words: bee, butterfly, dragonfly, snail, and insects.

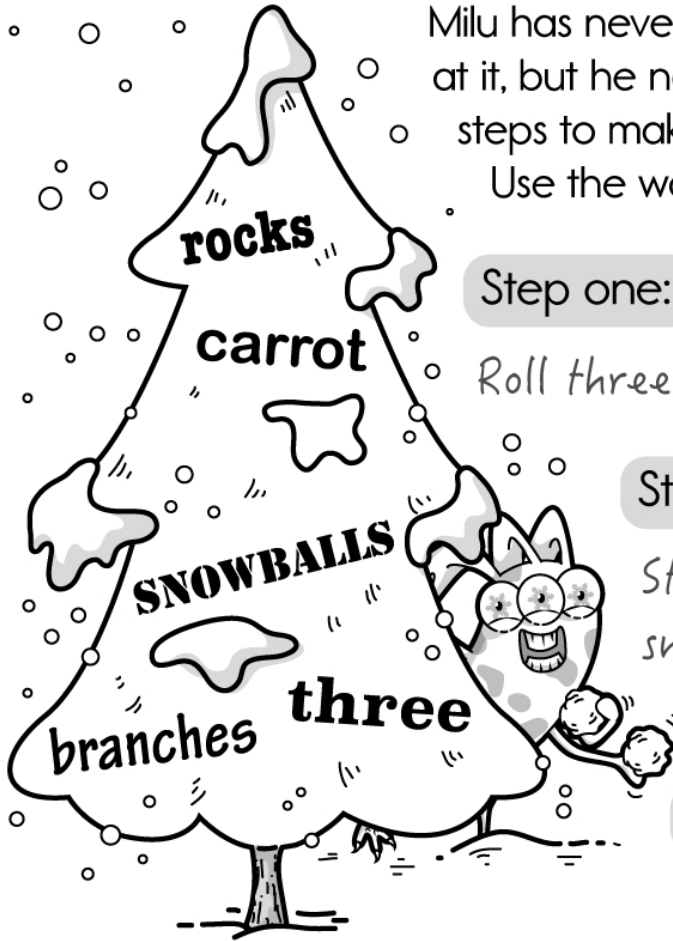
Name: _____

Write About Shoveling



Use the words: heavy, sore, sidewalk, help, and lift.

Name: _____



Milu has never made a snowman. He will be good at it, but he needs to know how to do it. Finish the steps to make a snowman so an alien can do it. Use the words on the pine tree to help you.

Step one:

Roll three _____.

Step two:

Stack the _____ snowballs. Put the biggest snowball on the bottom.

Step three:

Add a _____ for the nose.

Step four:

Use _____ for the arms.

Step five:

Use two _____ for the eyes.

What would the snowman say to an alien?
Finish the sentence:

The snowman would tell the alien to

_____.

Draw a picture of
Milu's snowman here:



Name: _____

On My planet,
Valentine's Day
is different!



Milu has learned about
Valentine's Day. He wants
to send a valentine to his
home planet.

Draw a valentine for Milu
to send home here:



What color represents love
on Milu's home planet? Why? _____



Milu tried some special chocolates on Valentine's Day.
What other special food on Earth does Milu like to eat? _____

What is your favorite
Valentine's Day treat? _____

Why is that your favorite treat? _____


Do you like to make your own treats?

Draw a picture here of Milu's favorite food:



Why or why not? _____


Name: _____



Think of a Character for a Story

Write about one major event this character will face in your story.

Name of character: _____



Write one thing the character does or says.

Draw a picture of this character.

What will happen next in the story?

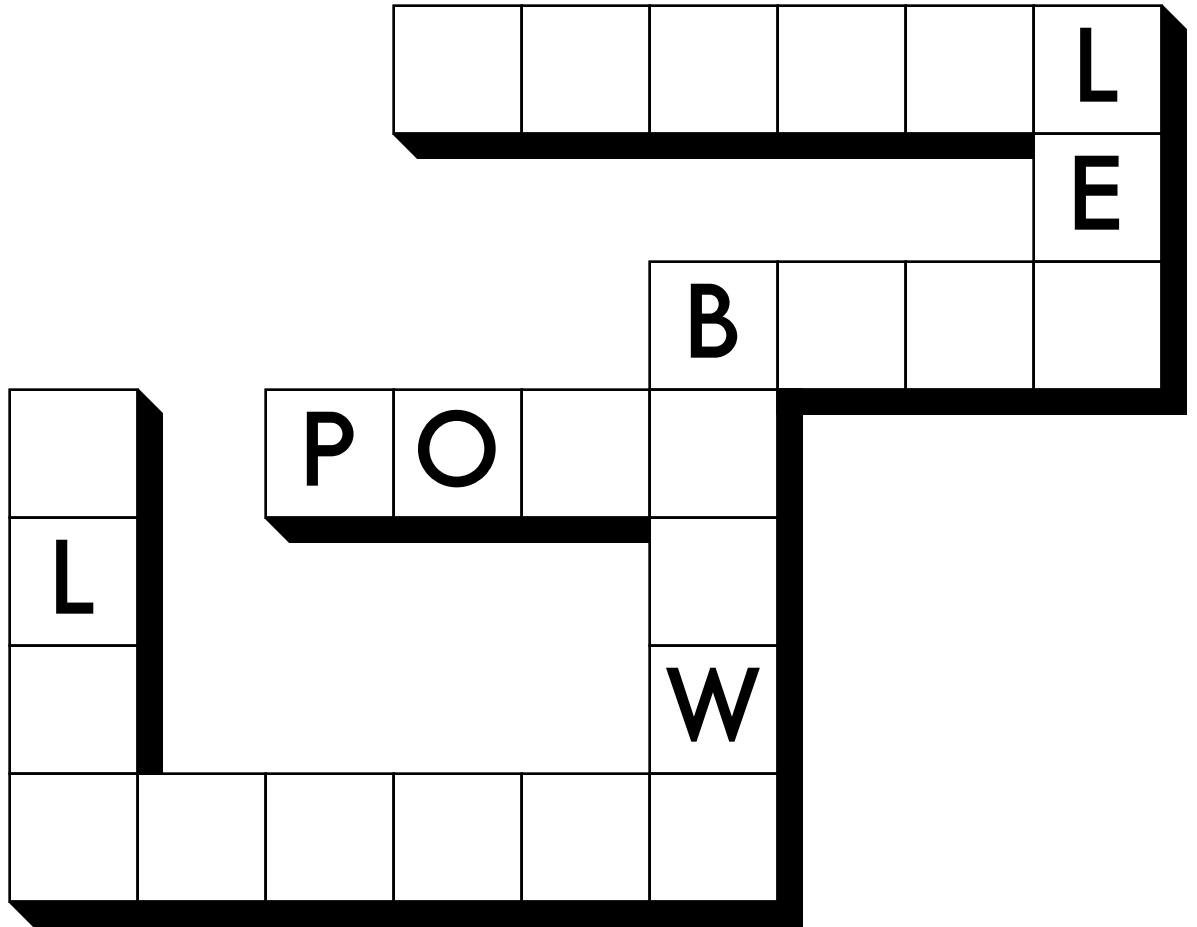


Give a title to your story.

Name: _____

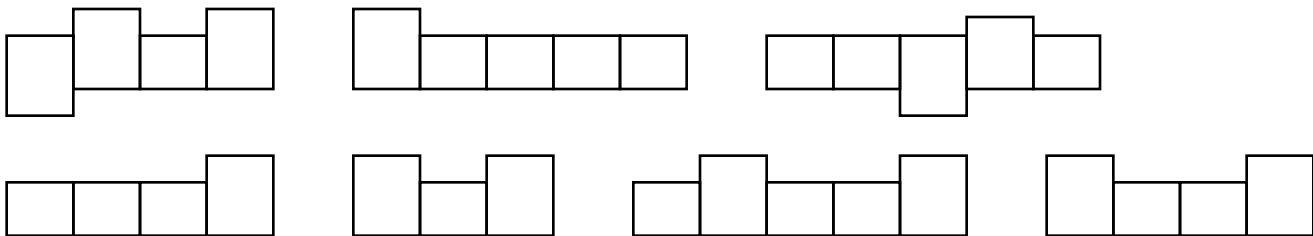
GLAD • DESIGN • DETAIL • POOR • BEET • BROWN • LET

Write each word into the puzzle.






Write the words into the boxes.

let • glad • beat • most • short • brown • magic




Name: _____

The Kangaroo Rat




The kangaroo rat is not a rat, and it's not a kangaroo, but it hops like one. That part of its name is true. The kangaroo rat is a rodent. Its hind legs are quite long. Its long legs help it hop, so they are very strong.



The kangaroo rat has pouches on the outside of its cheeks. It carries seeds back to its burrow, where the cooler air it seeks. It empties its pouches by turning them inside out. This is a crucial feature that this rodent cannot do without.

2




Nineteen species of this animal live in mostly arid habitats. Having efficient kidneys is important to kangaroo rats. Their kidneys are quite remarkable because they drink no water at all. They convert seeds into water, so their urine output is relatively small.

3




The kangaroo rat doesn't sweat, either. It has no sweat glands. It cools off inside its burrow underneath the desert sands. The kangaroo rat has great hearing. The silent owl's wings can hear. Then, it goes down into its burrow until the coast is clear.

4



The kangaroo rat has a round body, a large head, and small, dark eyes. It has little ears that hear quite well. It's six to twelve inches in size. The kangaroo rat jumps up to nine feet using their large hind legs. Because of all these adaptations, they can live in the desert heat.

5



The kangaroo rat isn't endangered. Their status is still good. But there are predators out there who'd like to snatch one if they could. Humans seldom see kangaroo rats because they come out at night. For this hardy little desert rodent, things have turned out all right.

6

1. Where do kangaroo rats get water?

- ☐ from rain
- ☐ from the ground
- ☐ from their burrow
- ☐ from seeds

2. Why is this rodent called a kangaroo rat?

- ☐ It is bigger than most rats.
- ☐ It has a pouch like a kangaroo.
- ☐ It looks like a large rat.
- ☐ It hops like a kangaroo.

Please find and circle the two answers to questions #1 and #2.

Double-check your answers to the questions if you cannot find them.

N D I C W V L C F R O M S E E D S V Y Z T F G W D S U J N
 C K Y G K B B E F L U E N B Q P V U P L D Y S Q L E Z N V
 H I I T H A S A P O U C H L I K E A K A N G Y P S F X C G
 J V L I T H O P S L I K E A K A N G A R O O F V N Q J D O

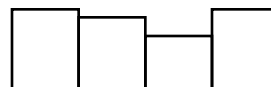
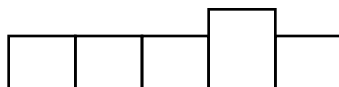
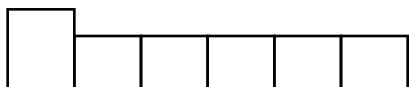
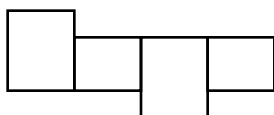
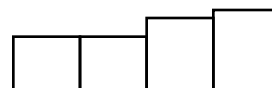
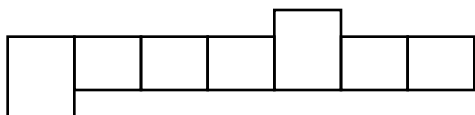
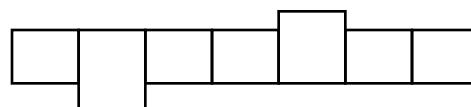
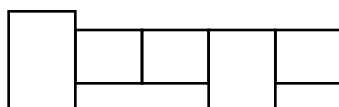
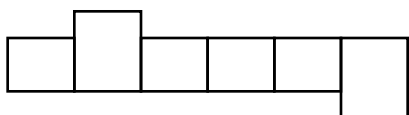
3. How far can a kangaroo rat jump?

4. What do kangaroo rats do to keep cool?

5. Why do kangaroo rats need efficient kidneys?

Write the words into the boxes.

crucial • either • arid • burrow • pouches • hind • strong • seeks
jumps • hops • convert • species



habitats • rats • cheeks • kidneys • rodent • feature
glands • hops • adaptations • using • output

Circle words to the RIGHT or DOWN. Every letter is used exactly ONCE.

F	E	A	T	U	R	E
G	L	A	N	D	S	K
			H	U	O	I
			O	S	U	D
		R	A	T	S	P
		R	O	D	E	N
				T	S	N
						P
						E
						Y
						S

Write the words found.

KIDNEYS

FEATURE

OUTPUT

GLANDS

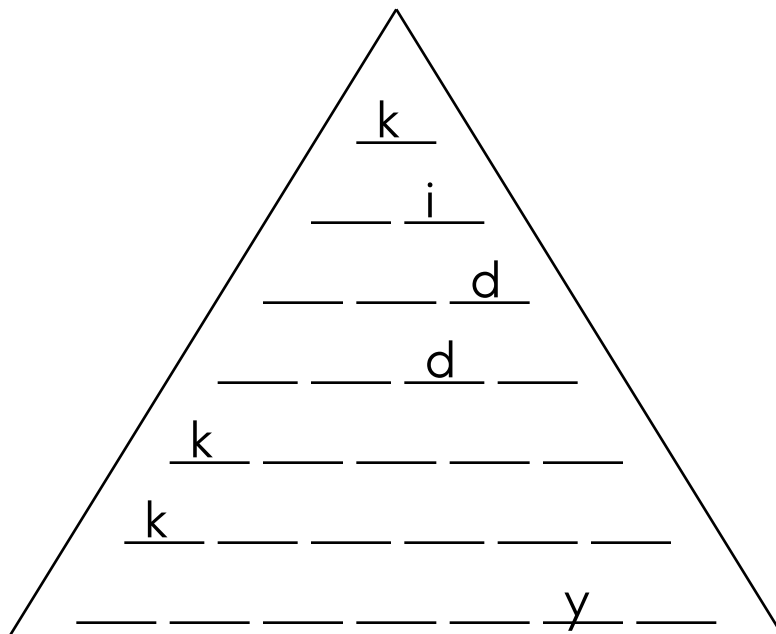
HABITATS

USING

CHEEKS

Add one letter of the word on each line until you spell it entirely at the end.

kidneys








Rewrite the Story


It's your turn to write! Let the pictures spark your creativity. You could use some bits from the original story or invent something all your own. Just let your imagination guide you!


.....
Your Title

.....
By: Your Name

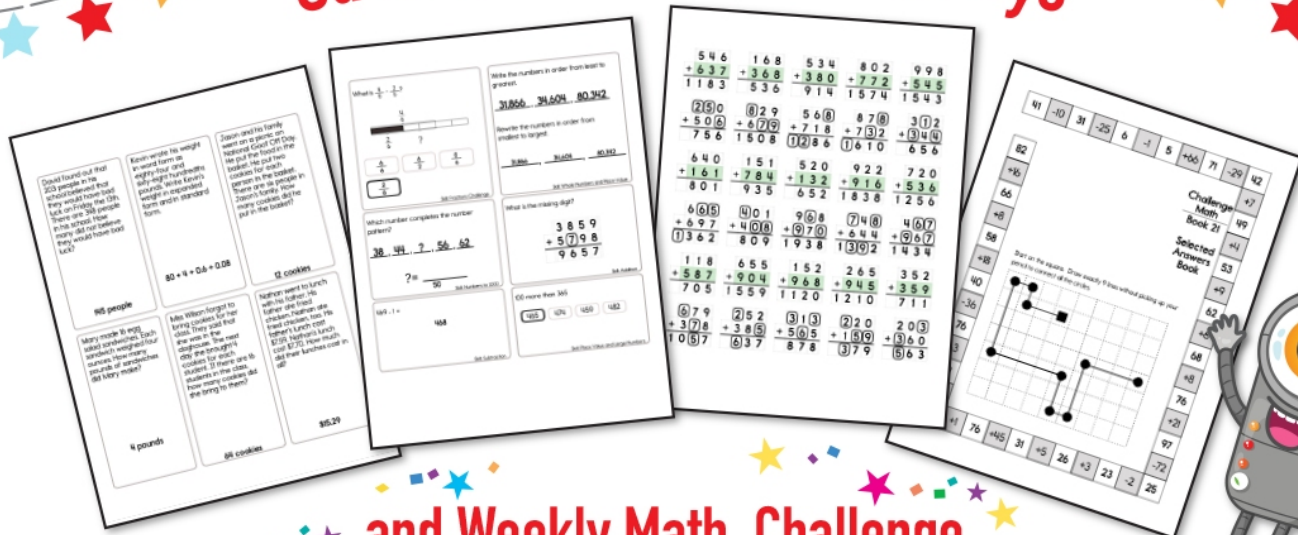










Subscribe to Get Answer Keys



and Weekly Math, Challenge Workbooks, Posters, Daily Reading, and so much more!



SUBSCRIBE TO RECEIVE EVEN MORE
Answer Keys • Effective Activities • Access
to as many printables as you need!



edHelper.com



It's NO PREP at edHelper.

More history!

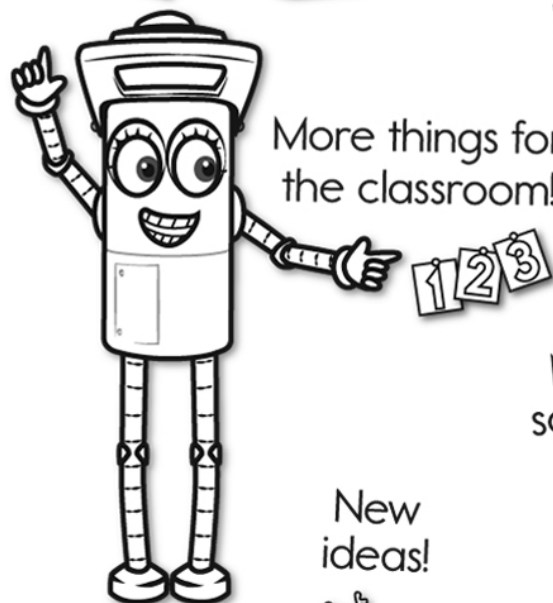


edHelper.com!

New online math games!



More things for the classroom!



More science!



New ideas!



$\times = \div < >$

More puzzles!



