


"Stand Up" Game

What to do: Make a list of things kids might or might not have in common.



What to say: Start each statement with "Stand up if you..." Continue calling out things students might like or dislike. Feel free to add in funny statements like "like acorns on your pizza." Make sure the last one is "Stand up if you are a student in my class." This way every child will be standing by the conclusion of this activity. Talk a bit about how finding things in common and celebrating things that are different are both good ways to make new friends.

What to expect: Leave a little time for kids to mingle. This activity should spark conversation starters. Sneak in and offer talking points to shy students.



"Meet My Friend"

What to do: Pair kids up randomly.

Ask them to find out if the other person..

Has always lived here?

Has brothers or(and) sisters?

Has a favorite actor or actress?

Has a cartoon to recommend?

Has a "best" day of the week?

And more... After your students chit-chat a bit about the above topics, have a formal introduction time.



I like Wednesdays because I can get a lot done.

My perfect lunch has a peanut butter sandwich.



I prefer cheese and crackers.


What to say: Start with yourself. For example "I'm Miss Stacey and I've always lived here." Continue on addressing the same questions the children have. Then call on a particular student and ask them to introduce their new friend. For example "Bill, why dont you tell us about Kate. Bill can then relay the information he has learned to the rest of the class.

I think it'd be cool to raise a wild tiger... or maybe an elephant.


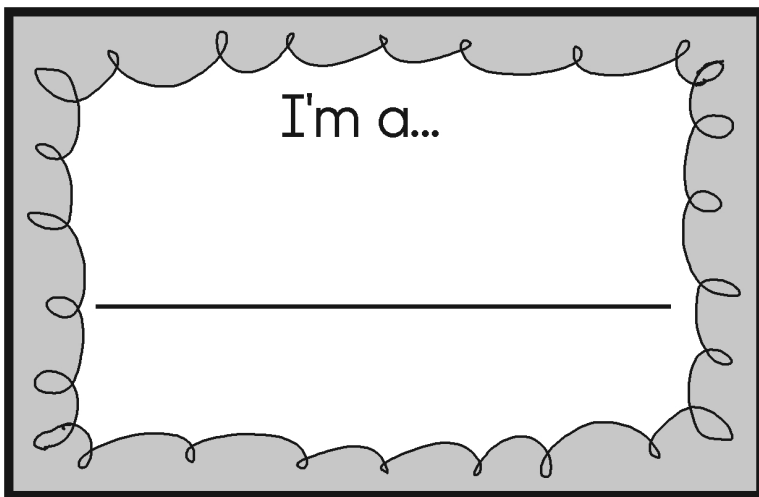


What to expect: This is a great way to get to know names and a little about everyone. It's a good foundation for the rest of the year.

"Can You Guess What I Am?"



What to do: Copy a name-tag (below) for you and your students. Write the name of an inanimate object on each (book, chair, clock, etc.) Mix them up and then tape one to each child's back. Leave one for yourself and have a volunteer tape it to your back also (no peeking!) Establish three questions that can be asked before a guess is made. For example: "Is it in this room?" "Is it commonly used?" and "Is it bigger than I am?" - all yes or no answers.



What to say: After answers are given tell kids to go ahead and take a guess.

What to expect: With such vague perimeters not many students will guess correctly. The yes and no answers will make a lot of sense once their object is revealed.

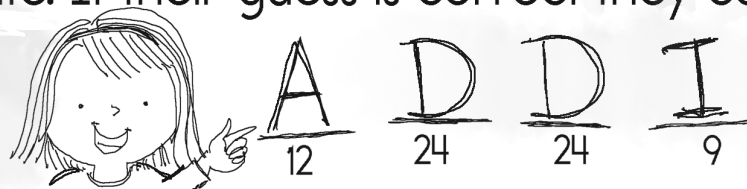
"Code Mode"

What to do: Write the alphabet on your board with lots of space beneath each row of letters. Then write numbers below the letters in order, out of order, etc.




Have a child come up and write a blank for each letter of their name. They will then need to put the number that corresponds with the letter under each blank.

What to say: "This is my new student. Use the alphabet code to guess their name. Time starts now..." Using the classroom clock keep track of how long it takes for each name to be decoded. (Writing them down will help you learn their names.) Children are to raise their hands and give guesses from the first blank on. The child calls on the classmate of their choice. If they think they have enough letter clues they can make a GIANT GUESS (one time per name) and try solve the code. Example: "I think your name is Emily!" If their guess is incorrect they are out and can no longer participate. If their guess is correct they can continue on.



What to expect: Some names (short and common) will be easily solved. Longer and more unique will take patience and present more of a challenge. Since popular names will often be repeated- feel free to change up the code.



"Super Kids!" Poem



What to do:
Use this graphic however you'd like. Enlarge it and put it on a door, bulletin board, etc. Have each student come up and stand before the class. Because it's the first day, and most kids will be on the quiet side, point at them when they need to speak.

What to say: Recite this poem:

"I'm (point at them to say
their name.)

If I had a super power
I think it would be (point at
them to say their idea...)

But I'm still super duper

By simply being ME!

I'm (point at them to say
their name.)"

What to expect: Lots of giggles!
This confirms a student's value.


©edHelper

A Crossword Class

What to do: Cut out and copy the square below multiple times. Put them in a stack (with a roll of tape) near a blank wall. Use a black marker and start by writing your last name, one letter each, onto the squares. Stick them up. Recruit a student with a letter in your name, to come add theirs in the same way. Have kids line up and build this crossword up and down and across.

What to say: "This crossword represents us as a class. We fit together and will be learning lots of new things this year. You're an important part of a whole."

What to expect: There'll be a bit of frustration if kids can't find a spot to put their name. Be on hand to help.



Name: _____

Ice Breaker BINGO



Let's meet our classmates! Fill in each box below with the name of a classmate that fits the description. You can only use each name once. Complete a row or column to get BINGO!














loves to dance  _____	has a pet cat  _____	has ridden on a plane  _____	plays on a soccer team  _____	favorite color is purple  _____
has a pet dog  _____	is left handed  _____	enjoys camping  _____	loves to sing  _____	enjoys graphic novels  _____
dislikes chocolate  _____	has a birthday in September  _____	FREE SPACE _____	takes the bus to school  _____	plays an instrument  _____
has no siblings  _____	has a pet fish  _____	enjoys fishing  _____	favorite color is green  _____	likes broccoli  _____
loves math \div $+$ $-$ $=$ \times $>$ _____	walks to school  _____	plays softball or baseball  _____	has a pet hamster  _____	has more than two siblings  _____

Name: _____

Ice Breaker BINGO

Let's meet our classmates! Fill in each box below with the name of a classmate that fits the description. You can only use each name once. Complete a row or column to get BINGO!



favorite color is pink  _____	likes cold weather  _____	has a pet hamster  _____	has more than two siblings  _____	has a pet dog  _____
takes the bus to school  _____	likes avocados  _____	enjoys baking  _____	plays basketball  _____	has a birthday in October  _____
favorite holiday is Halloween  _____	plays soccer  _____	FREE SPACE _____	walks to school  _____	enjoys skateboarding  _____
is left handed  _____	plays an instrument  _____	loves reading  _____	dislikes peanut butter  _____	loves video games  _____
has a pet fish  _____	has no siblings  _____	favorite color is red  _____	science is favorite subject  _____	has a pet cat  _____

Name: _____

Ice Breaker BINGO

Let's meet our classmates! Fill in each box below with the name of a classmate that fits the description. You can only use each name once. Complete a row or column to get BINGO!



likes pickles 	has a pet hamster 	enjoys graphic novels 	plays an instrument 	is left handed 
loves video games 	favorite color is blue 	has a pet cat 	loves reading 	has no siblings 
has a pet fish 	has a pet dog 	FREE SPACE	has more than two siblings 	dislikes bananas 
enjoys puzzles 	 enjoys baking	walks to school 	loves to sing 	favorite color is yellow 
takes the bus to school 	enjoys bowling 	favorite food is pizza 	has a birthday in August 	plays soccer 