

Welcome



The sound of
new students
is like music to a
teacher's ears!

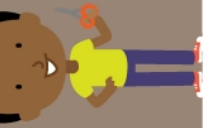


LET'S MAKE IT A GREAT YEAR!




Keep a safe distance.

Don't share belongings with others.



Cough and sneeze into your elbow.



Stay home if you are not feeling well.



WELCOME



Wash your hands often.



Thank you for helping our classroom stay safe!



Waves and elbow bumps? Yes! Hugs and high fives? Not yet.



LET'S...



BE KIND

try new things



99+1=



HAVE FUN



WELCOME BACK TO SCHOOL!



learn COOL stuff

Aa Bb Cc



EXERCISE OUR BRAINS



listen



LAUGH

ASK QUESTIONS



EXPERIMENT



Looking Forward To
A GREAT YEAR AHEAD

Welcome...


To Our
Class!



Autumn is a Season Full of Fun...
Have a

BOWL!

This Fall!



30

Thirty days hath
SEPTEMBER,
APRIL, JUNE
and **NOVEMBER.**



FEBRUARY

28

FEBRUARY
has **twenty-eight**
alone (except in
leap year).

SEPTEMBER



APRIL



JUNE



NOVEMBER

All the
rest
have

31





Class Rules For



-
1. Follow directions.
 2. Listen to your teachers and all school staff
 3. Work quietly.
 4. Act in a safe way at all times.
 5. Respect all school property.
 6. Respect your classmates, teachers, and all school staff.

Consequences



- 1.
- 2.
- 3.
- 4.



Class Rules For



1.

2.

3.

4.

5.

6.

Consequences



1.

2.

3.

4.



Class Rules

1. Follow directions.
2. Listen to your teacher.
3. Work quietly.
4. Act in a safe way at all times.

Rules For



ers and all school staff.


all times.

property.

ates, teachers, and all

quences



- 
5. Respect all school pr
 6. Respect your classm.
school staff.

Conseq

1.

2.

3.

4.





Class R

1.

2.

3.

4.

5.

ules For



quences



5.

6.

Conseq

1.

2.

3.

4.

How Can Good S



1. Come to school

2. Do your work neatly



3. Try your best

4. Have all your

Can You Be A Student?

Go to school every day.



Bring your homework and hand it in on time.

Do your best.



Keep your supplies ready to go.



als organized.



on.

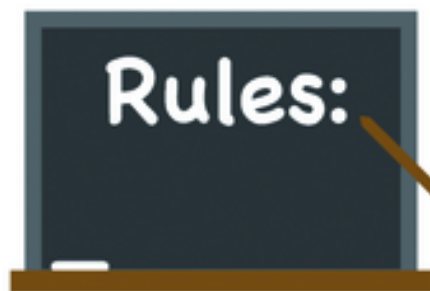
for help.



be on time for class.

ask questions and

ask



school rules.

5. Keep your materials



6. Pay attention



7. Ask

8. Be

9. Participate by asking questions and joining in activities

10. Follow all safety rules

JOB CH



Board Eraser



Librarian



Paper Passer



Computer Technician

Hallway



Teacher's

HART

**Line
Leader**



Caboose

BOYS

**Bathroom
Monitor**


GIRLS

**Bathroom
Monitor**


**Homework
Helpers**

Groundskeeper

Helpers



Blank area for notes.




Blank area for notes.

Reading Assistant



Blank area for notes.

Math Assistant



Blank area for notes.

Energy Saver



Blank area for notes.

Messenger



Blank area for notes.

Monitor

Assistant



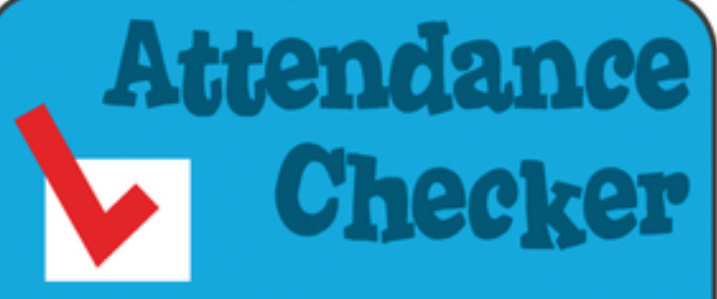
Gardener



Recycler



Science Assistant



Attendance Checker

JOB CHART



Board Eraser



Librarian



Line Leader



Caboose



Paper Passer



Computer Technician



BOYS Bathroom Monitor



GIRLS Bathroom Monitor



Hallway Monitor



Teacher's Assistant



Homework Helpers



Groundskeeper



Gardener



Recycler



Reading Assistant



Math Assistant



Science Assistant



Attendance Checker



Energy Saver



Messenger

WELCOME TO

TEACHER:

ROOM:


GRADE:





OUR CLASS!

WE ARE GOING TO HAVE A GREAT YEAR.







Blank Banner Welcome Back Sets



Here's your chance to create a personalized banner with party elements just for



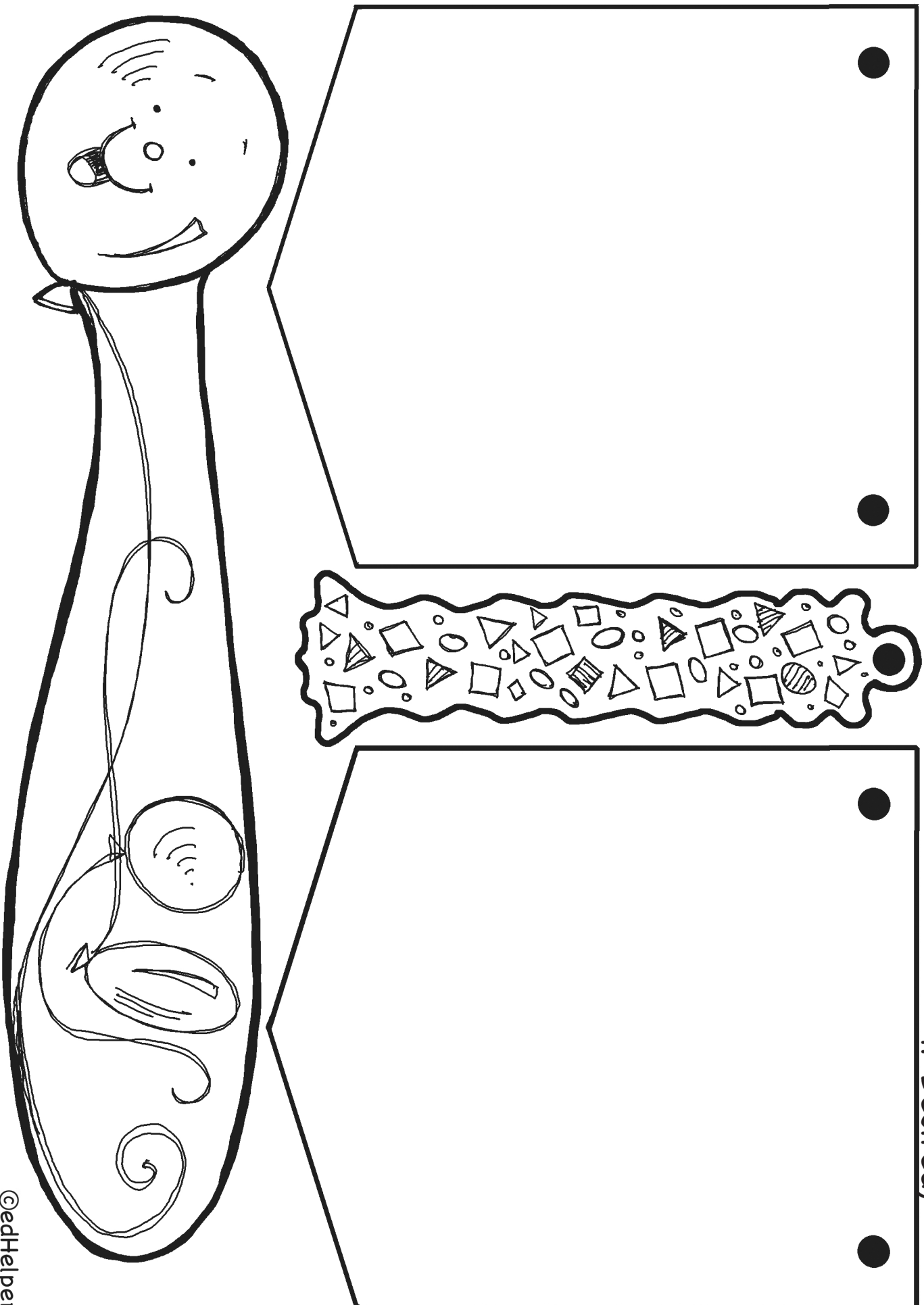
your room! Choose from black and white (and color and copy) or full color to start. Write your own message, then paper punch the black dots and string onto a length of yarn. Your new students will be wowed by the celebratory vibe and decor. Consider writing their names on the party hats for extra zing! Tap into your creative nature to utilize the materials that follow.

Have fun!


Have a great year!



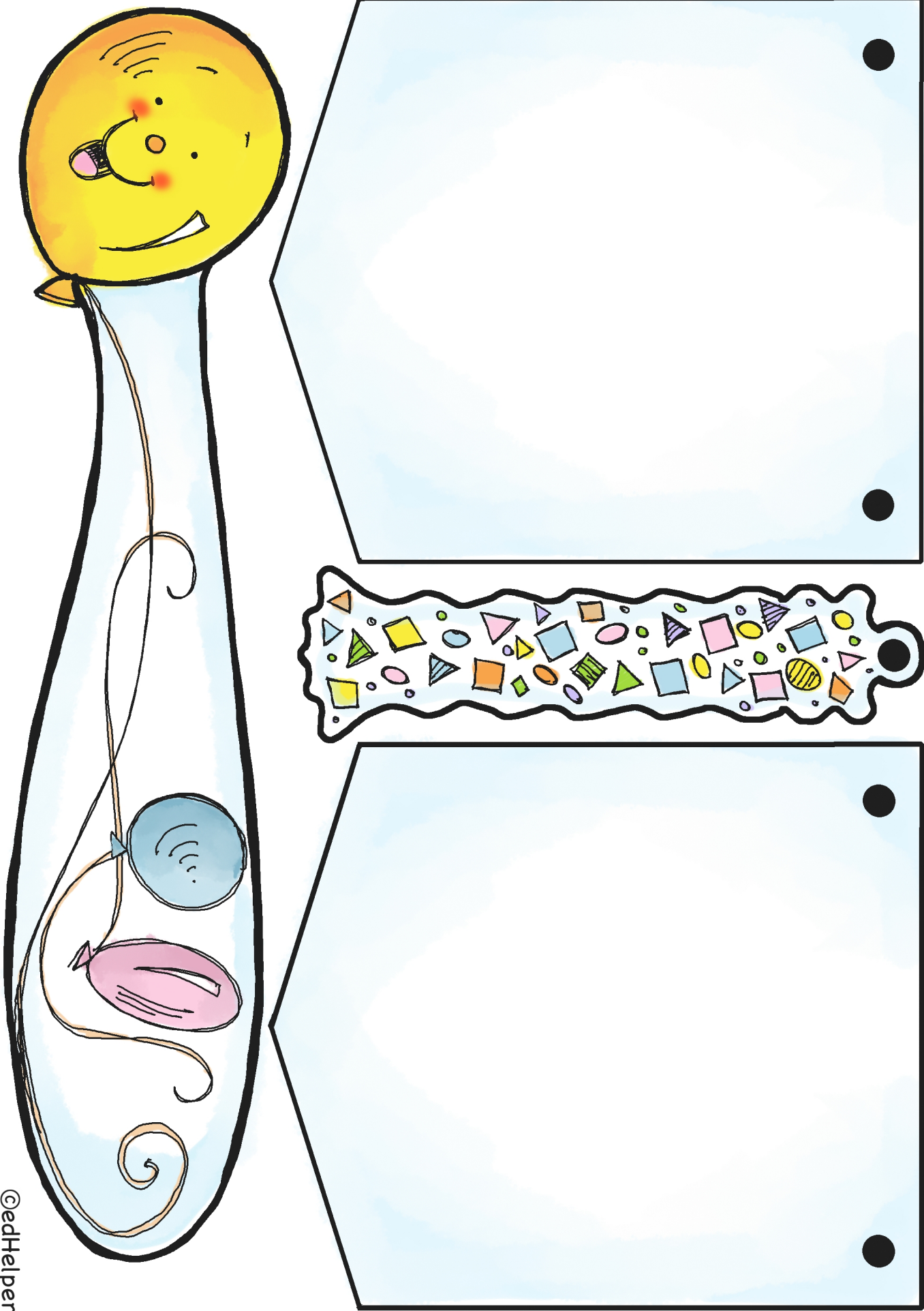
Blank Banner Set #1 (Black and White) (Copy Multiple Times if Desired)



Blank Banner Set #2 (Black and White) (Copy Multiple Times if Desired)



Blank Banner Set #1 (Color)(Copy Multiple Times if Desired)



Blank Banner Set #2 (Color)(Copy Multiple Times if Desired)

