

# Welcome



The sound of  
new students  
is like music to a  
teacher's ears!

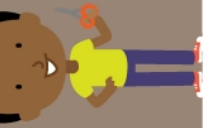


# LET'S MAKE IT A GREAT YEAR!




Keep a safe distance.

Don't share belongings with others.



Cough and sneeze into your elbow.



Stay home if you are not feeling well.



# WELCOME



Wash your hands often.



*Thank you for helping our classroom stay safe!*



Waves and elbow bumps? Yes! Hugs and high fives? Not yet.






LET'S...



BE KIND

try new things



99+1=



HAVE FUN



# WELCOME BACK TO SCHOOL!



Aa Bb Cc



EXERCISE OUR BRAINS



ASK QUESTIONS



learn COOL stuff



EXPERIMENT



**BE  
KIND**

**RAISE  
YOUR HAND**

**LISTEN**

**SAY PLEASE  
& THANK YOU**

**TAKE  
TURNS**

**SHARE**

**WORK  
HARD**

# FALLING

INTO  
**GOOD**  
HABITS  
THIS SCHOOL  
YEAR!





Looking Forward To  
**A GREAT YEAR AHEAD**

Welcome...

To Our  
Class!






Autumn is a Season Full of Fun...  
**Have a**

# BOWL!

This Fall!





# Class Rules For



- 
1. Follow directions.
  2. Listen to your teachers and all school staff
  3. Work quietly.
  4. Act in a safe way at all times.
  5. Respect all school property.
  6. Respect your classmates, teachers, and all school staff.

## Consequences



- 1.
- 2.
- 3.
- 4.



# Class Rules For



- 1.
- 2.
- 3.
- 4.
- 5.
- 6.

## Consequences



- 1.
- 2.
- 3.
- 4.





# Class Rules

---

1. Follow directions.
2. Listen to your teacher.
3. Work quietly.
4. Act in a safe way at all times.

# ules For

---



---

ers and all school staff.

all times.


property.

ates, teachers, and all

quences





- 
5. Respect all school pr
  6. Respect your classm.  
school staff.

## Conseq

---

1.

2.

3.

4.





# Class R

---

1.

2.

3.

4.

5.

# ules For

---



---



quences



5.

6.

Conseq

1.

2.

3.

4.

# How Can Good S



**1. Come to school**

**2. Do your work neatly**



**3. Try your best**

**4. Have all your**

# Can You Be A Student?

Go to school every day.



Bring your homework and hand it in on time.

Be neat.



Keep your supplies ready to go.





als organized.



on.



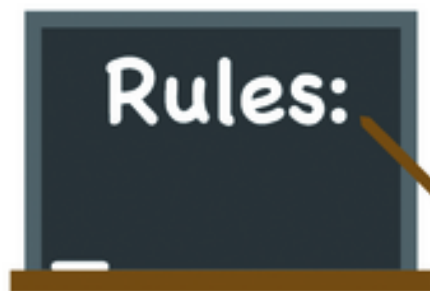
for help.



be on time for class.

ask questions and

ask



school rules.

**5. Keep your materials**



**6. Pay attention**



**7. Ask**

**8. Be**

**9. Participate by asking questions and joining in activities**

**10. Follow all safety rules**

# JOB CH



**Board  
Eraser**



**Librarian**



**Paper  
Passer**



**Computer  
Technician**

**Hallway**



**Teacher's**

# HART

**Line  
Leader**



**Caboose**

BOYS

**Bathroom  
Monitor**


GIRLS

**Bathroom  
Monitor**


**Homework  
Helpers**

**Groundskeeper**






# Helpers



# Reading Assistant



# Math Assistant



# Energy Saver

# Messenger



**Monitor**

**Assistant**



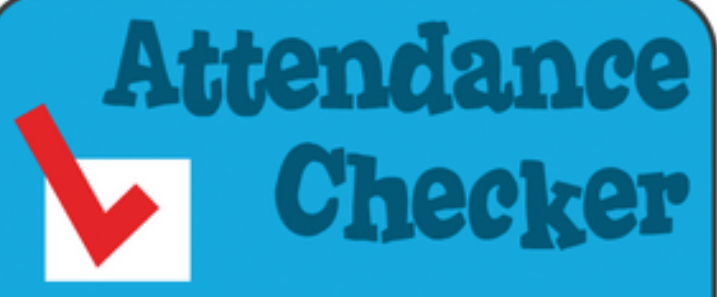
**Gardener**



**Recycler**



**Science Assistant**



**Attendance Checker**

# JOB CHART

 **Board Eraser**

 **Librarian**

 **Line Leader**

 **Caboose**

 **Paper Passer**

 **Computer Technician**

 **Boys Bathroom Monitor**

 **Girls Bathroom Monitor**

 **Hallway Monitor**

 **Teacher's Assistant**

 **Homework Helpers**

 **Groundskeeper**

 **Gardener**

 **Recycler**

 **Reading Assistant**

 **Math Assistant**

 **Science Assistant**

 **Attendance Checker**

 **Energy Saver**

 **Messenger**

# WELCOME TO

**TEACHER:**

**ROOM:**

**GRADE:**








# OUR CLASS!


WE ARE GOING TO HAVE A GREAT YEAR.















# HEAVEN





# SCIENCE













# SCIENCE







# GEOGRAPHY








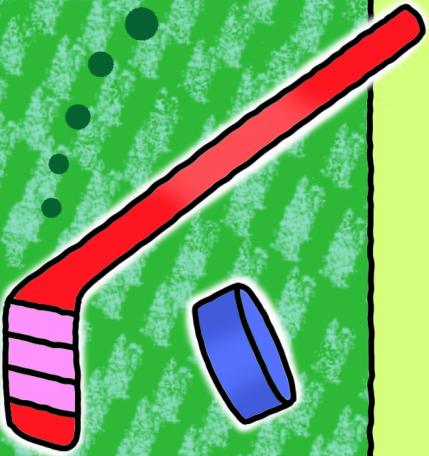


# HEALTHY





# PHYSICAL EDUCATION



# Blank Banner Welcome Back Sets



Here's your chance to create a personalized banner with party elements just for



your room! Choose from black and white (and color and copy) or full color to start. Write your own message, then paper punch the black dots and string onto a length of yarn. Your new students will be wowed by the celebratory vibe and decor. Consider writing their names on the party hats for extra zing! Tap into your creative nature to utilize the materials that follow.

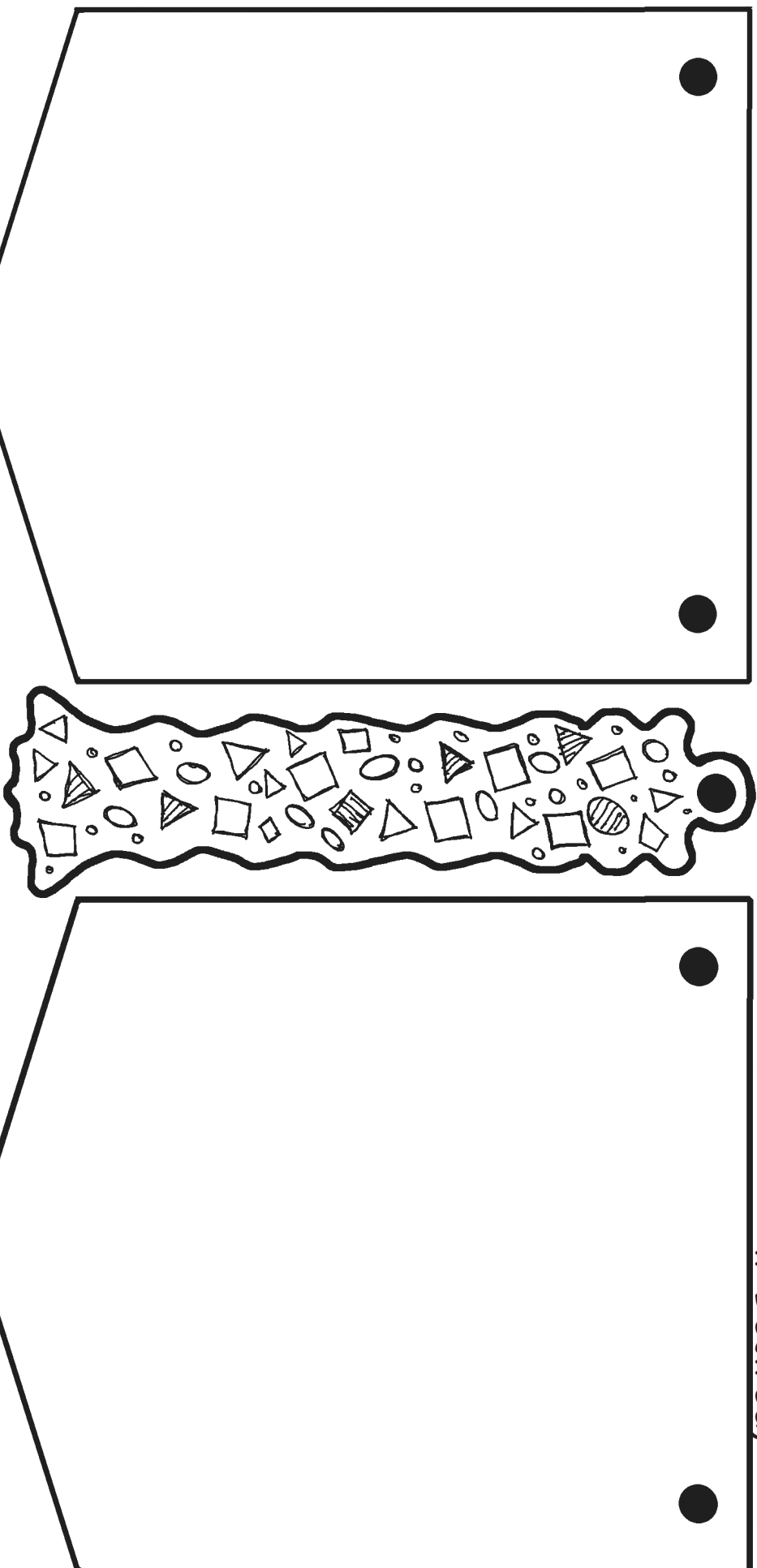
Have fun!

Have a great year!



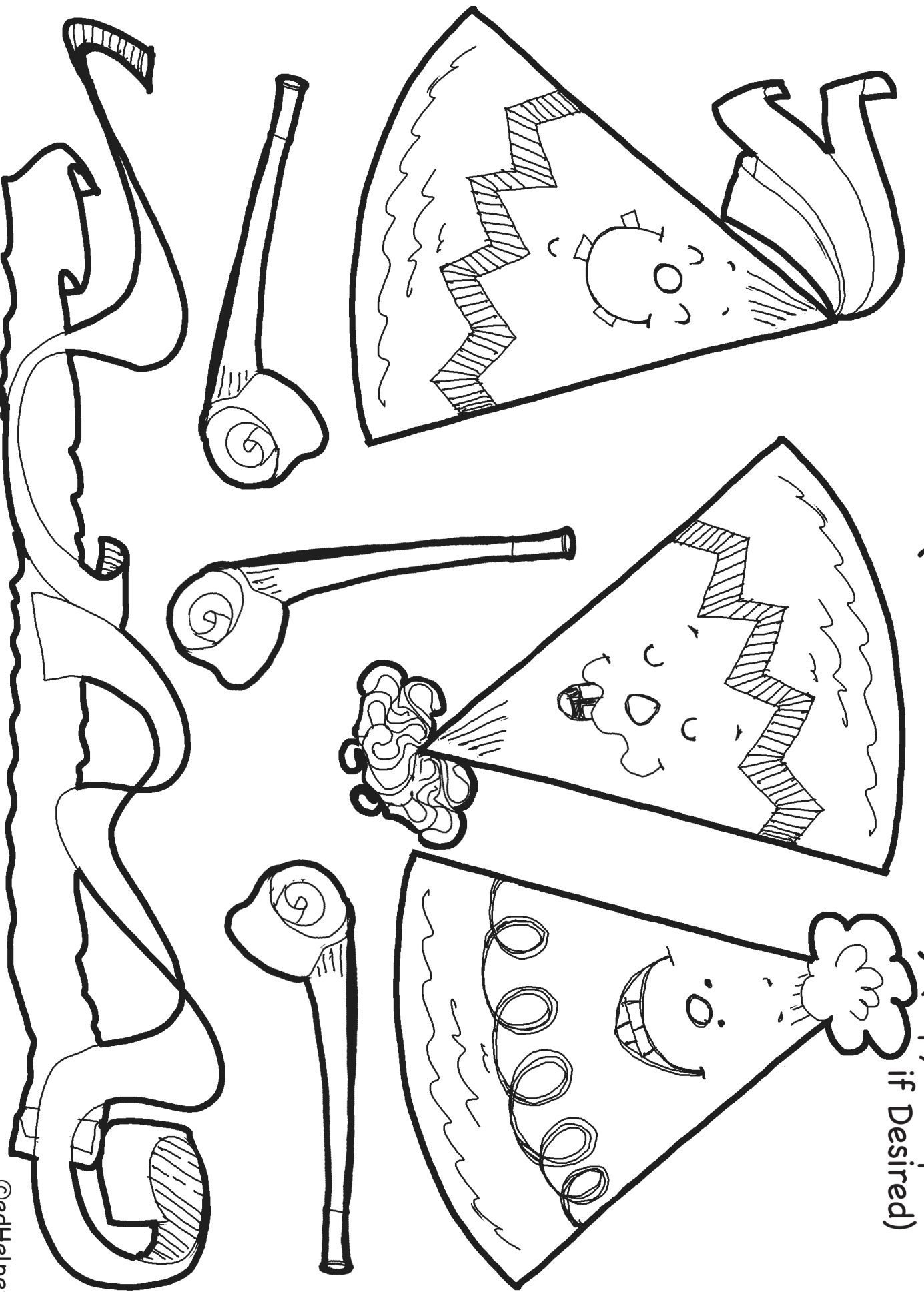


Blank Banner Set #1 (Black and White) (Copy Multiple Times if Desired)

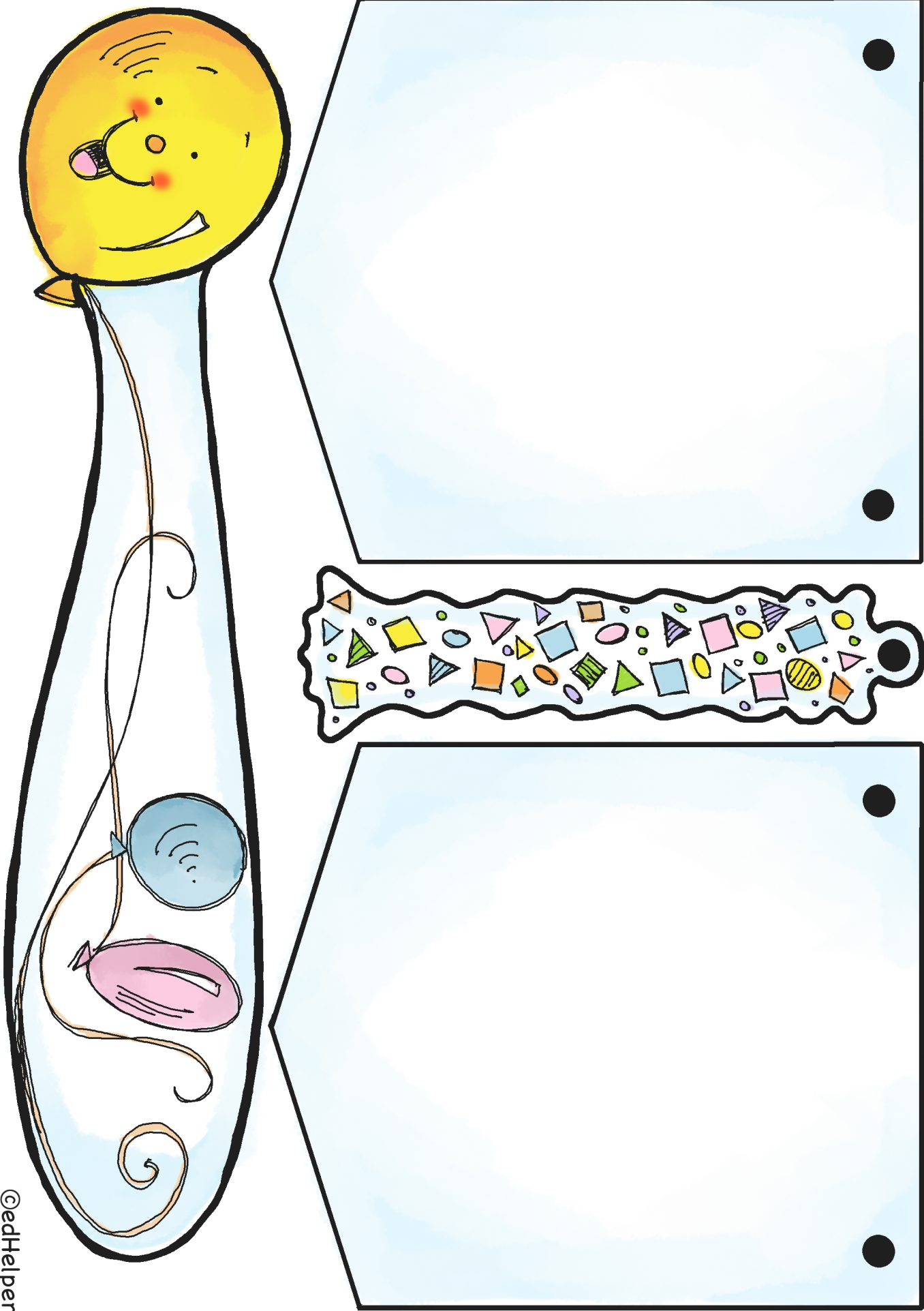





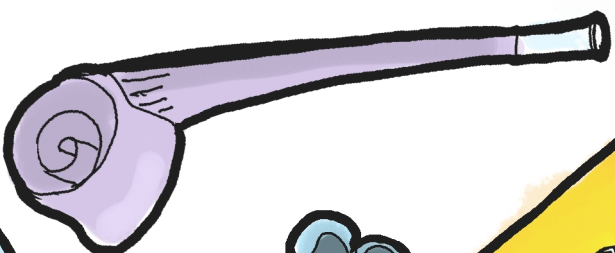



Blank Banner Set #2 (Black and White) (Copy Multiple Times if Desired)



Blank Banner Set #1 (Color)(Copy Multiple Times if Desired)



Blank Banner Set #2 (Color)(Copy Multiple Times if Desired)





# Exclamation Points

are used to show  
strong emotion.

## Examples

My parents said I could go!

A pool party would be perfect!

I wouldn't eat that gross thing!





# Periods

are used to end  
a sentence.

## Examples

I will do that tomorrow.

No one seems to care about it.

My pet never gets sick.



# Commas

are used to  
separate things.

## Examples

My favorites are the blue, red,  
yellow, and green ones.  
Over there are the first,  
second, and third place winners.  
Tim, Mandi, Lea, Jim, Thia, and  
I want to ride the roller coaster.



# Question Marks

are used to  
ask something.

## Examples

How did that happen?

Why should I have to?

Are you sure you looked there?

