

LET'S...



BE
KIND

try new
things



$$99+1=$$



HAVE FUN



WELCOME BACK TO SCHOOL!



learn COOL
stuff

Aa Bb Cc



EXERCISE
OUR BRAINS



listen



LAUGH



ASK
QUESTIONS



EXPERIMENT



make
friends



BE A GOOD STUDENT

**Listen to
Directions**



**Read
Directions**



**Work
Quietly**



**Ask
Questions**



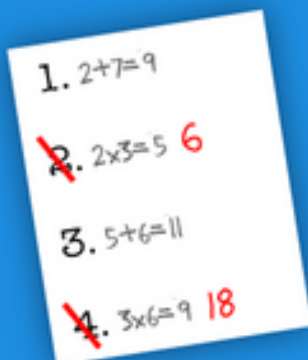
**Double Check
Your Work**



**Turn Work
In On Time**



**Correct
Your Errors**



**Be Proud Of
Hard Work**



**Share Your
Knowledge**



How Can You Be A Good Student?



1. Come to school every day.



2. Do your work neatly and hand it in on time.



3. Try your best.



4. Have all your supplies ready to go.

5. Keep your materials organized.



6. Pay attention.



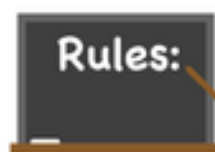
7. Ask for help.



8. Be on time for class.



9. Participate by asking questions and joining in activities.



10. Follow all school rules.



BE KIND

**RAISE
YOUR HAND**

LISTEN

**SAY PLEASE
& THANK YOU**

SHARE

**TAKE
TURNS**

**WORK
HARD**

FALLING
INTO
GOOD
HABITS
THIS SCHOOL
YEAR!



Check out **edHelper's** new online math games!



edhelper.com/math-games.htm

**CHALLENGE YOUR
CLASSMATES**
OR A SIBLING OR PARENT



PICK YOUR GRADE
THEN PLAY TO CHALLENGE
SOMEONE ELSE



Take a **fun**
math break!



First Grade Owls



edHelper.com



First Grade Owls



I will see boys.

First Grade Owls




Level: **Pupa**


Word Count: **59**

Copyright © 2021 by edHelper

All rights reserved.



First Grade Owls



I will see girls.




I am in first grade. I am an owl.

2



This is a stuffed owl. I will take an owl home.

7




I will play. It will be fun.

3



I like being an owl.

8



I will read.

4



I am a first grade owl.

9

WELCOME



This Is

's

Teacher's Name

Room!

So Glad
You're
Here!

Back To
School

©edHelper

Exclamation Points

are used to show strong emotion.

Examples

My parents said I could go!

A pool party would be perfect!

I wouldn't eat that gross thing!



Periods

are used to end
a sentence.

Examples

I will do that tomorrow.

No one seems to care about it.

My pet never gets sick.



Commas

are used to
separate things.

Examples

My favorites are the blue, red,
yellow, and green ones.
Over there are the first,
second, and third place winners.
Tim, Mandi, Lea, Jim, Thia, and
I want to ride the roller coaster.



Question Marks

are used to
ask something.

Examples

How did that happen?

Why should I have to?

Are you sure you looked there?



Super Students

Are Brave



They don't let others be bullied and
stand up and do the right thing!
You have this power! Use it to
make a difference!

Super Students

Are Friendly



They find reasons to start casual conversations and give compliments!
You have this power! Use it to make a difference!

Super Students

Are Helpful



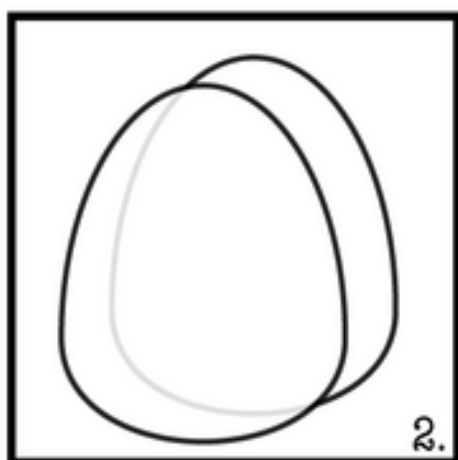
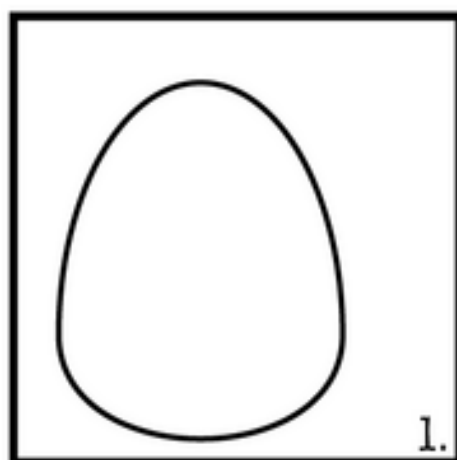
They go out of their way to make things easier and lighten the load!
You have this power! Use it to make a difference!

Super Students Are Compassionate


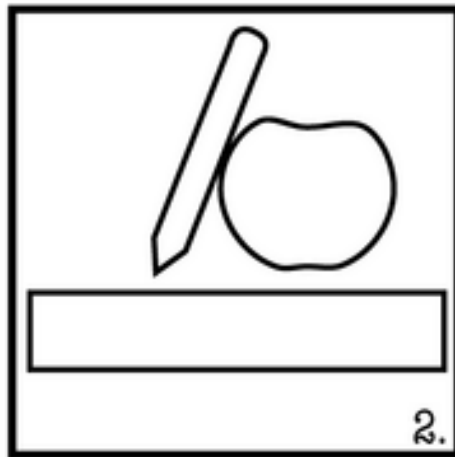



They care about others feelings and
make sure they treat them well!
You have this power! Use it to
make a difference!


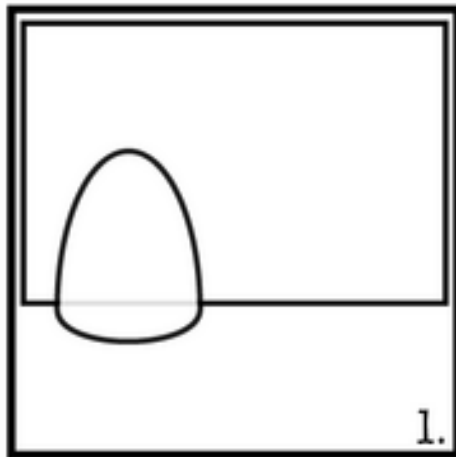
Follow the steps to draw the picture: Back to school!




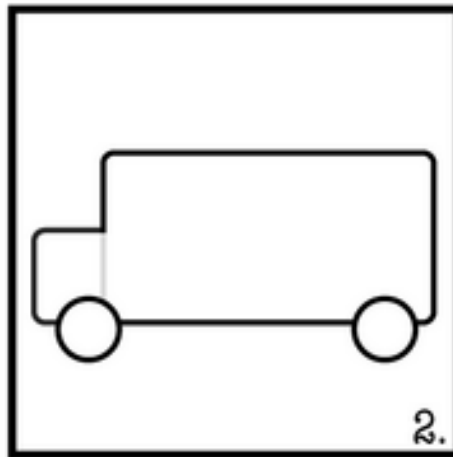
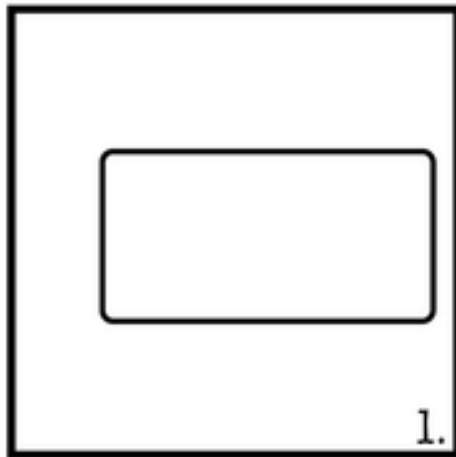
Follow the steps to draw the picture: Back to school!




Follow the steps to draw the picture: Back to school!




Follow the steps to draw the picture: Back to school!



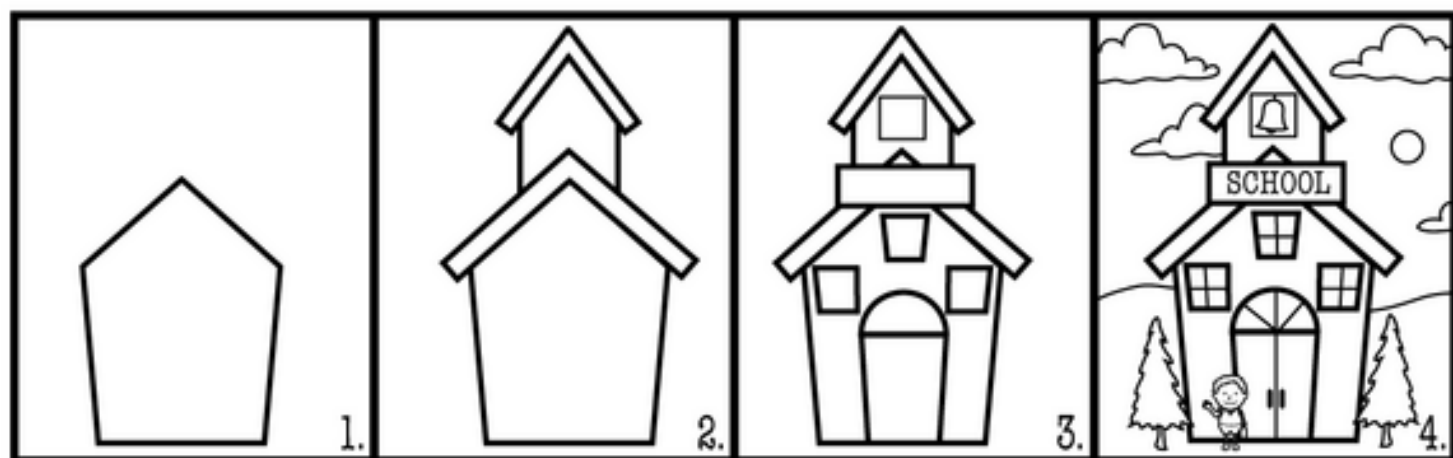
Follow the steps to draw the picture: Back to school!



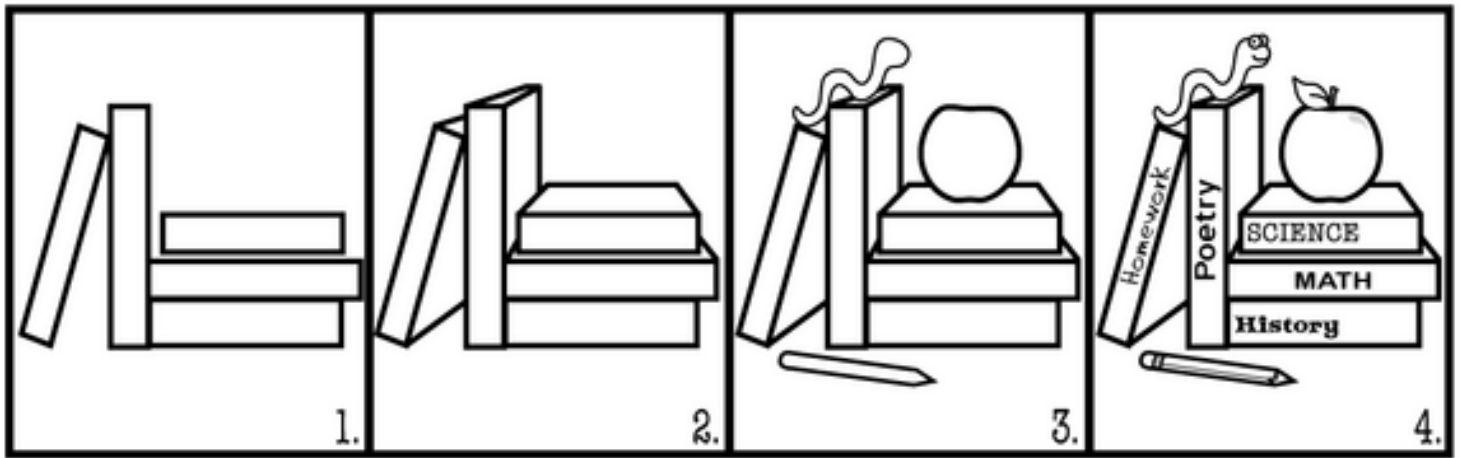
Follow the steps to draw the picture: Back to school!



Follow the steps to draw the picture: Back to school!



Follow the steps to draw the picture: Back to school!





Happy Birthday!





Happy Birthday!





Happy Birthday!



January



February



★ ★ Happy Birthday! ★ ★ ★ ★ ★

March



April





Happy Birthday!





Happy Birthday!



Name _____

School Supplies

Students need school supplies when going to school. Find and circle the school supply words below. Look up, down, across, and diagonally.

B	A	C	K	P	A	C	K	O	N	M
S	O	L	K	A	G	N	F	O	L	A
R	S	T	A	P	L	E	R	A	L	R
E	O	J	K	E	U	B	B	S	R	K
D	S	K	O	R	E	N	F	E	B	E
L	L	I	C	N	E	P	S	D	X	R
O	L	O	C	D	T	A	P	E	C	S
F	Y	S	S	C	R	A	Y	O	N	S
N	O	T	E	B	O	O	K			

©edHelper.com

PAPER
PENCIL
MARKERS
TAPE
FOLDERS

STAPLER
GLUE
CRAYONS
NOTEBOOK
BACKPACK




Name _____

Back To School

Find and circle the school words in the word find. Look up, down, across, and diagonally.


LESSON
SNACK
FUN
EXAM
GRADE
THINK
QUIZ
ALPHABET
EDUCATION
HOMEWORK



Name _____

Time For School

Find and circle the school words in the word find.
Look up, down, across, and diagonally.



Name _____

SCHOOL SUBJECTS

Below are words associated with school subjects.
Find and circle them. Look up, down, across, and diagonally.



Name _____

School's Helping Hands

School is a busy place with lots of people. Find and circle the words that name the people in a school. Look up, down, across, and diagonally.



P	B	C	R	O	T	I	N	A	J	C	L	T	V
R	K	P	A	T	R	O	L	C	O	E	I	H	J
I	M	T	S	T	L	Y	D	O	L	A	B	I	E
N	K	E	J	O	D	C	K	K	C	R	R	C	S
C	D	S	R	T	N	E	D	U	T	S	A	B	R
I	M	T	T	E	A	C	H	E	R	I	R	N	U
P	A	S	S	S	R	E	B	N	U	N	I	K	N
A	S	T	C	J	P	C	E	M	R	I	A	K	N
L	E	R	E	V	I	R	D	S	U	B	N	N	T

