

# Elections Activity



from [edHelper.com](http://edHelper.com)

# Voting Activity – Grades K-5

Children can vote for their favorite snack or a special activity for the class. Materials are included to help decorate the classroom and place the actual votes. Students may view voting for a favorite snack or activity far less personally than voting for a classmate for some class position. The materials included can be used for any sort of student election.

## **Preparation:**

Discuss the entire planned process with the class. Discuss how the process is similar to the voting process used in the national elections, and how it is different.

## **Materials needed:**

Printouts, tape, scissors, crayons or markers, box with slot cut in the top for votes to be put into, and a voting booth (large box) or area

## **Voting Booth:**

A voting area may be made by using a box larger than the box to put votes in, and cutting away one side and the top of the box. Any other method of creating a private area for the children to mark their votes and then put them in the box can be used. The voting ‘booth’ can be decorated with the “Vote Here” signs included.

## **Nominations:**

Teacher can either put various choices for the activities or snacks on the board, or can accept nominations (ideas) from the students. After ideas are collected, the favorite three will be put up for vote.

## **Campaigns:**


Children can customize the vote buttons and posters with pictures or words of their favorite activity or snack. Students can be asked to list three reasons why to vote for their choice; for younger students, this can be done as a class activity, with the teacher listing reasons on the board offered by the students for each choice.


Older students can be divided into ‘parties’ based on their preference. Each party will need to prepare a short speech that lists 3 or 4 reasons to vote for their choice, and choose a student to deliver the speech. Students should be reminded that while they did join a party, that voting is private, and they may change their mind and vote differently at the actual vote.


## **Voting:**

Blank ballots have been included; teachers should customize them with words or simple pictures before photocopying.









Vote  
for

*My Vote*

☐

\_\_\_\_\_

☐

\_\_\_\_\_

☐

\_\_\_\_\_

*My Vote*

☐

\_\_\_\_\_

☐

\_\_\_\_\_

☐

\_\_\_\_\_

*My Vote*

☐

\_\_\_\_\_

☐

\_\_\_\_\_

☐

\_\_\_\_\_

*My Vote*

☐

\_\_\_\_\_

☐

\_\_\_\_\_

☐

\_\_\_\_\_

*My Vote*

☐

\_\_\_\_\_

☐

\_\_\_\_\_

☐

\_\_\_\_\_

*My Vote*

☐

\_\_\_\_\_

☐

\_\_\_\_\_

☐

\_\_\_\_\_

Vote Here