



Name: \_\_\_\_\_

Decorate the Cupcake

Draw the  
Sprinkles:2 -  3 - 4 - 5 - 6 - 

$$\begin{array}{r} 6 \\ + 2 \\ \hline \end{array}$$

$$\begin{array}{r} 8 \\ + 0 \\ \hline \end{array}$$

$$\begin{array}{r} 4 \\ + 4 \\ \hline \end{array}$$

$$\begin{array}{r} 3 \\ + 5 \\ \hline \end{array}$$

$$\begin{array}{r} 7 \\ + 1 \\ \hline \end{array}$$


$$\begin{array}{r} 2 \\ + 6 \\ \hline \end{array}$$

Count and Circle  
10Count and Circle  
15Count and Circle  
25

Name: \_\_\_\_\_

Fill in the Missing Numbers





My Name: \_\_\_\_\_

Pick 1 to do:

- ☐ page 1
- ☐ page 2

Pick 1 to do:

- ☐ page 3
- ☐ page 4

Pick 4 to do:

- ☐ page 5
- ☐ page 6
- ☐ page 7
- ☐ page 8
- ☐ page 9
- ☐ page 10
- ☐ page 11

Pick 4 to do:

- ☐ page 12
- ☐ page 13
- ☐ page 14
- ☐ page 15
- ☐ page 16
- ☐ page 17
- ☐ page 18

# Your Valentine's Day Activity Book !

[edHelper.com/valentine.htm](http://edHelper.com/valentine.htm)

Valentine's Day

Name \_\_\_\_\_



Date \_\_\_\_\_

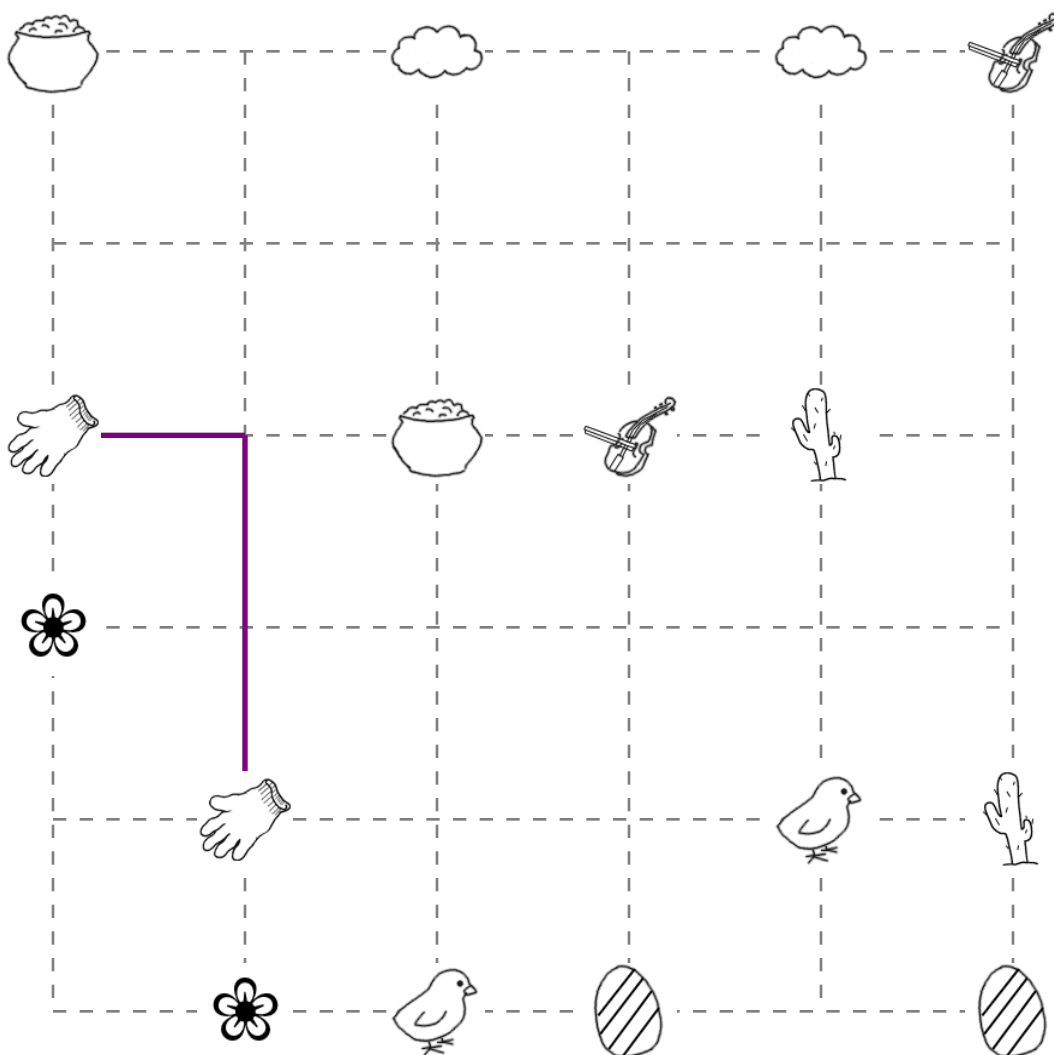
Key #1-3089599

# Pictures Kissing

Each of the pictures needs to kiss. The two pictures that kiss must be the same pictures.

Draw a line that connects one picture to one other picture to kiss. Draw your lines over the trace lines. No lines may cross. Once you draw a line to a picture, that picture cannot be used again.

One complete line has already been drawn for you.



Done? Check this: ☐ I did page 1.

[edHelper.com/valentine.htm](http://edHelper.com/valentine.htm)

Valentine's Day



Name \_\_\_\_\_



Date \_\_\_\_\_

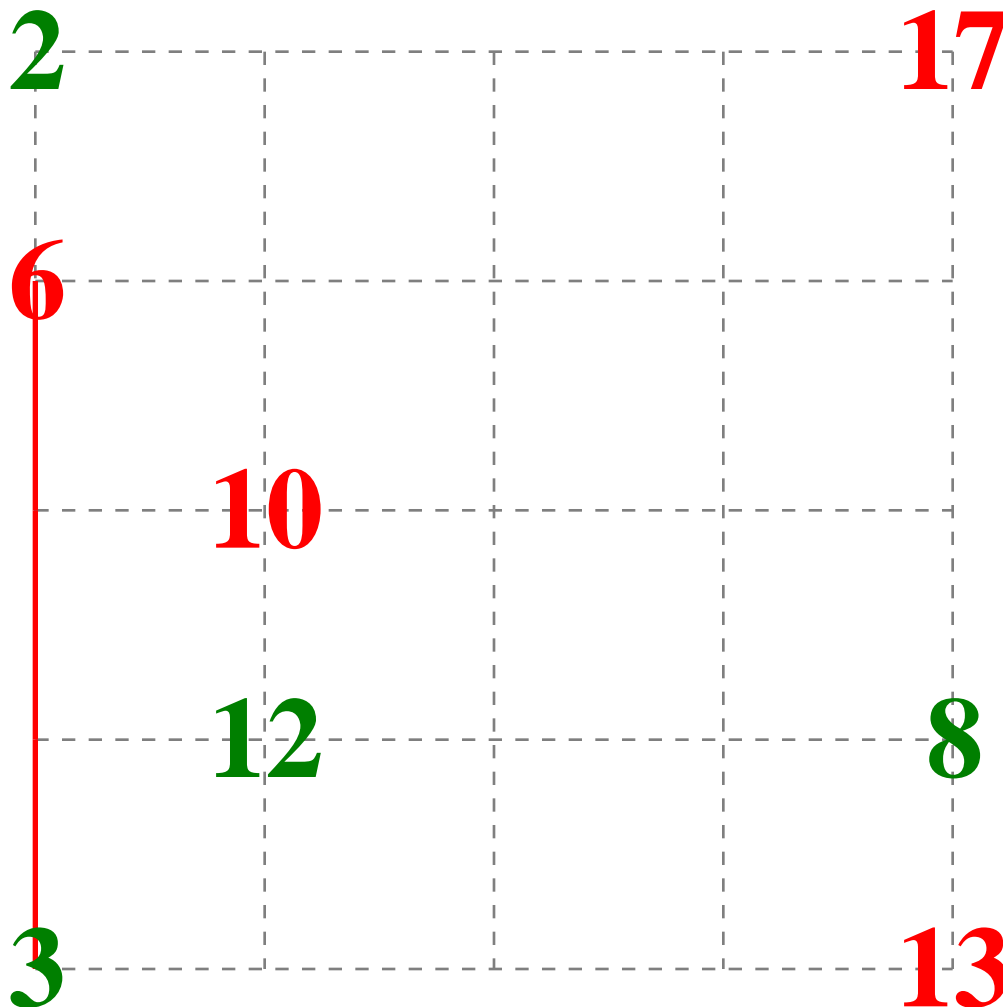
Key #1-6920655

# Greater and Less Than Number Kissing

Start at a green number and draw a line to any red number that is greater than the green number.

Draw a line that connects one number to one other number to kiss. Draw your lines over the trace lines. No lines may cross. Once you draw a line to a number, that number cannot be used again.

One complete line has already been drawn for you.



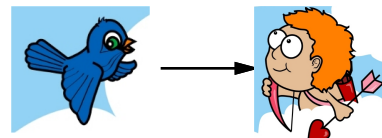
Done? Check this: ☐ I did page 2.






[edHelper.com/valentine.htm](http://edHelper.com/valentine.htm)

Valentine's Day

Name: \_\_\_\_\_

Help the bird fly to Cupid. Color the boxes with even sums to make a path.

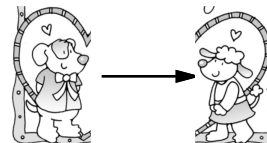







	$\begin{array}{r} 2 \\ + 8 \\ \hline \end{array}$	$\begin{array}{r} 1 \\ + 7 \\ \hline \end{array}$	$\begin{array}{r} 9 \\ + 1 \\ \hline \end{array}$	$\begin{array}{r} 1 \\ + 7 \\ \hline \end{array}$	$\begin{array}{r} 8 \\ + 3 \\ \hline \end{array}$		$\begin{array}{r} 1 \\ + 8 \\ \hline \end{array}$
$\begin{array}{r} 6 \\ + 3 \\ \hline \end{array}$	$\begin{array}{r} 3 \\ + 8 \\ \hline \end{array}$	$\begin{array}{r} 1 \\ + 2 \\ \hline \end{array}$	$\begin{array}{r} 3 \\ + 8 \\ \hline \end{array}$	$\begin{array}{r} 4 \\ + 2 \\ \hline \end{array}$	$\begin{array}{r} 1 \\ + 9 \\ \hline \end{array}$	$\begin{array}{r} 8 \\ + 8 \\ \hline \end{array}$	$\begin{array}{r} 6 \\ + 6 \\ \hline \end{array}$
$\begin{array}{r} 5 \\ + 2 \\ \hline \end{array}$	$\begin{array}{r} 9 \\ + 5 \\ \hline \end{array}$	$\begin{array}{r} 7 \\ + 4 \\ \hline \end{array}$	$\begin{array}{r} 3 \\ + 4 \\ \hline \end{array}$	$\begin{array}{r} 9 \\ + 3 \\ \hline \end{array}$	$\begin{array}{r} 4 \\ + 6 \\ \hline \end{array}$	$\begin{array}{r} 4 \\ + 2 \\ \hline \end{array}$	$\begin{array}{r} 5 \\ + 9 \\ \hline \end{array}$
$\begin{array}{r} 2 \\ + 5 \\ \hline \end{array}$	$\begin{array}{r} 4 \\ + 3 \\ \hline \end{array}$	$\begin{array}{r} 8 \\ + 9 \\ \hline \end{array}$		$\begin{array}{r} 7 \\ + 8 \\ \hline \end{array}$	$\begin{array}{r} 5 \\ + 3 \\ \hline \end{array}$	$\begin{array}{r} 2 \\ + 7 \\ \hline \end{array}$	$\begin{array}{r} 8 \\ + 7 \\ \hline \end{array}$
$\begin{array}{r} 9 \\ + 4 \\ \hline \end{array}$	$\begin{array}{r} 5 \\ + 6 \\ \hline \end{array}$		$\begin{array}{r} 3 \\ + 8 \\ \hline \end{array}$	$\begin{array}{r} 6 \\ + 1 \\ \hline \end{array}$	$\begin{array}{r} 9 \\ + 9 \\ \hline \end{array}$	$\begin{array}{r} 6 \\ + 4 \\ \hline \end{array}$	

Done? Check this: ☐ I did page 3.

Name: \_\_\_\_\_

Can you find a path for this doggy to his friend? Color the boxes that have a sum of 5, 11, or 7 to make a path.




	$\begin{array}{r} 1 \\ + 3 \\ \hline \end{array}$	$\begin{array}{r} 9 \\ + 7 \\ \hline \end{array}$	$\begin{array}{r} 6 \\ + 3 \\ \hline \end{array}$	$\begin{array}{r} 9 \\ + 8 \\ \hline \end{array}$		$\begin{array}{r} 9 \\ + 9 \\ \hline \end{array}$	$\begin{array}{r} 8 \\ + 6 \\ \hline \end{array}$
$\begin{array}{r} 1 \\ + 4 \\ \hline \end{array}$	$\begin{array}{r} 9 \\ + 2 \\ \hline \end{array}$	$\begin{array}{r} 5 \\ + 2 \\ \hline \end{array}$	$\begin{array}{r} 6 \\ + 9 \\ \hline \end{array}$	$\begin{array}{r} 7 \\ + 5 \\ \hline \end{array}$			$\begin{array}{r} 7 \\ + 2 \\ \hline \end{array}$
$\begin{array}{r} 5 \\ + 6 \\ \hline \end{array}$	$\begin{array}{r} 1 \\ + 4 \\ \hline \end{array}$	$\begin{array}{r} 7 \\ + 3 \\ \hline \end{array}$	$\begin{array}{r} 3 \\ + 5 \\ \hline \end{array}$	$\begin{array}{r} 4 \\ + 4 \\ \hline \end{array}$	$\begin{array}{r} 4 \\ + 9 \\ \hline \end{array}$	$\begin{array}{r} 9 \\ + 5 \\ \hline \end{array}$	$\begin{array}{r} 8 \\ + 9 \\ \hline \end{array}$
$\begin{array}{r} 4 \\ + 7 \\ \hline \end{array}$	$\begin{array}{r} 2 \\ + 3 \\ \hline \end{array}$	$\begin{array}{r} 2 \\ + 3 \\ \hline \end{array}$	$\begin{array}{r} 6 \\ + 1 \\ \hline \end{array}$	$\begin{array}{r} 4 \\ + 7 \\ \hline \end{array}$	$\begin{array}{r} 7 \\ + 4 \\ \hline \end{array}$	$\begin{array}{r} 3 \\ + 4 \\ \hline \end{array}$	$\begin{array}{r} 8 \\ + 3 \\ \hline \end{array}$
$\begin{array}{r} 8 \\ + 7 \\ \hline \end{array}$	$\begin{array}{r} 4 \\ + 8 \\ \hline \end{array}$	$\begin{array}{r} 3 \\ + 5 \\ \hline \end{array}$	$\begin{array}{r} 3 \\ + 3 \\ \hline \end{array}$	$\begin{array}{r} 6 \\ + 2 \\ \hline \end{array}$	$\begin{array}{r} 7 \\ + 9 \\ \hline \end{array}$	$\begin{array}{r} 7 \\ + 5 \\ \hline \end{array}$	

Done? Check this: ☐ I did page 4.

Name: \_\_\_\_\_




h e a r t r s r i r w a  
 u u t e e o l e t t e r  
 n r i e u s p p a e e r  
 l e c a t e l b o w i n  
 w t o h a p p y m j r r  
 e t m a i l b o x o l t



bow  
→




rose  
↓



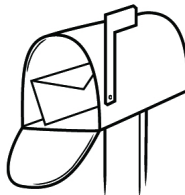
heart  
→



letter  
→



happy  
→



mailbox  
→








Name: \_\_\_\_\_

Each row, column, and box must have the numbers 1 through 4. The first box is done.


2	1		
4	3		1
		3	2



Each row, column, and box must have 4 different pictures. The first box is done.

 1	 4	 2	
 2	 3		
			 1
		 4	

Name: \_\_\_\_\_



Use each word ONCE. Cross off each word after it is used.

day • paste • card • together • forever • fourteenth • letter  
cute • whisper • flowers • note • hint • chocolate

These words have er in them.

\_\_\_\_\_ e \_ r

\_\_\_\_\_

\_\_\_\_\_ e \_ r

\_\_\_\_\_

\_\_\_\_\_

These words have te in them.

\_\_\_\_\_ t \_ e \_\_\_\_\_

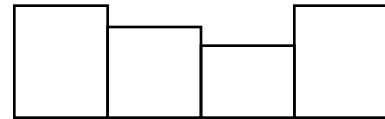
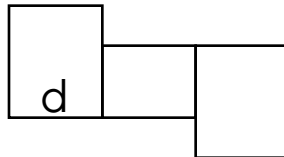
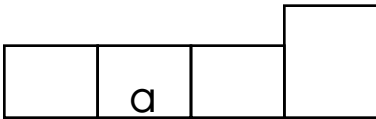
\_\_\_\_\_

\_\_\_\_\_ t \_ e


\_\_\_\_\_

\_\_\_\_\_

Fit the last 3 of your words into these shapes.




Name: \_\_\_\_\_



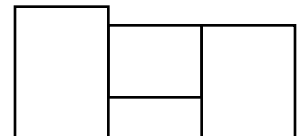
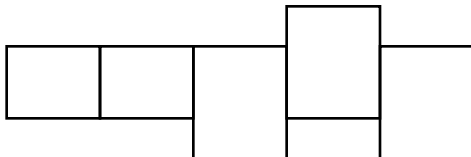
GIFT • SIGN • HUGS • HUG • GUESS • GIVE • GLUE • MINE

Fill in each word into the grid.



Write the words into the boxes.

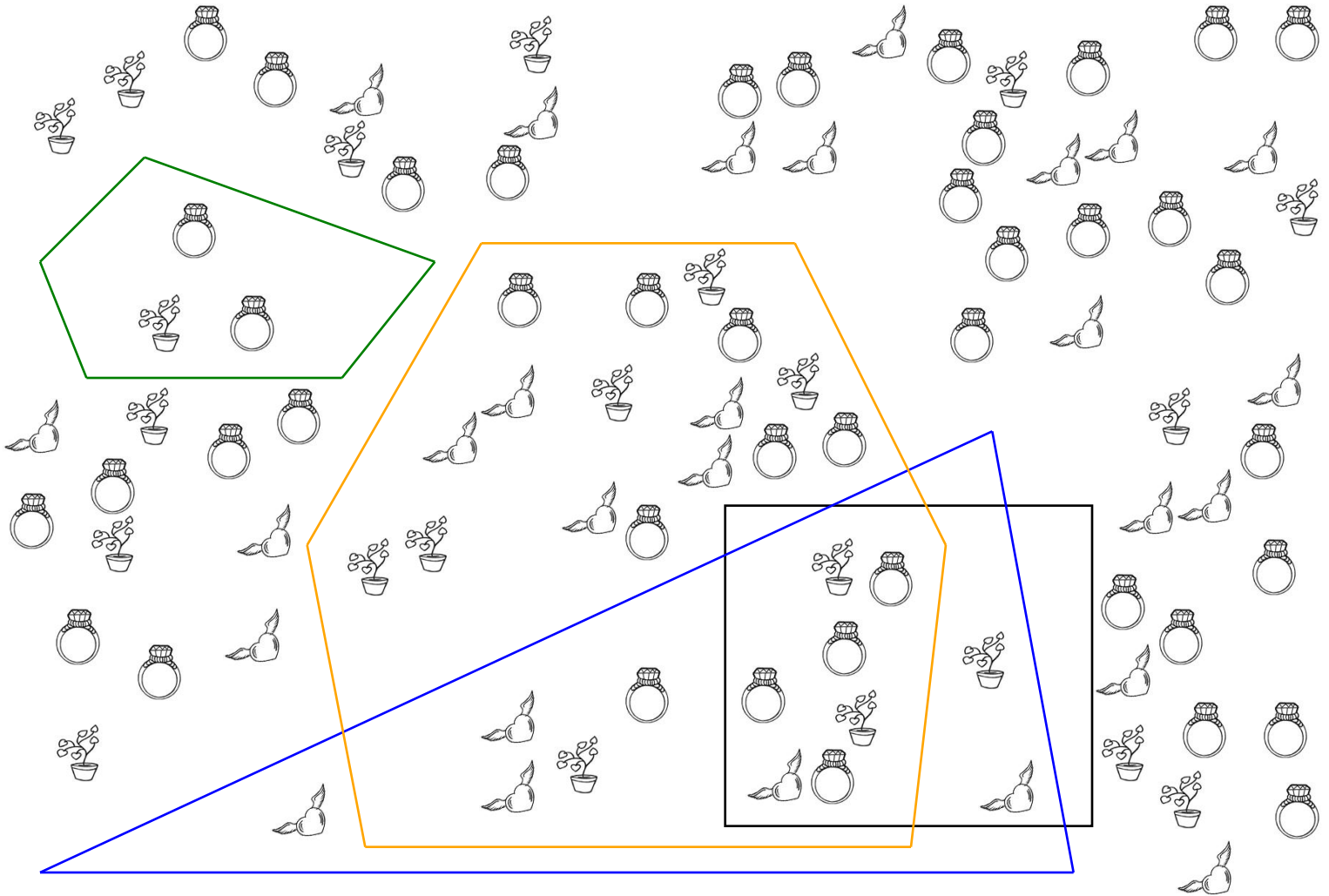
roses • joy • reply


Done? Check this: ☐ I did page 8.[edHelper.com/valentine.htm](http://edHelper.com/valentine.htm)


Valentine's Day




Name: \_\_\_\_\_



How many  are not inside of any shapes? \_\_\_\_\_

How many  inside the rectangle? \_\_\_\_\_

How many  or  in the hexagon? \_\_\_\_\_

How many  in both the triangle and hexagon? \_\_\_\_\_

Draw the picture which is in the hexagon 11 times: \_\_\_\_\_

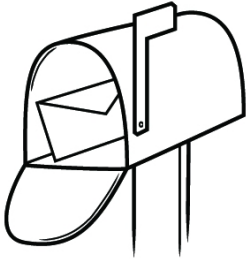
Done? Check this: ☐ I did page 9.  
edHelper.com/valentine.htm

Name: \_\_\_\_\_



Circle the words.

sailstillsankwhenreadysixchiptubelowflyshegoodfixfry  
 tubebirdfryholelatelowwhenhugshesnaptrystarflyfix  
 helpsixflythintoptubefreshnexttubeshakedaymorning



mailbox

g b q e b m a i l b o x m i a l o x p

flowers

e e g f l o w e r s l f l o w w e r s



surprise

s u r r i s e s u r p r i s e r r i r

silly

f i s i l l y s s l z s l q r s i l y



question

q u e s t i o n f b n q u e s t i n t

Write the words into the boxes.

caring • forever

--	--	--	--	--	--

--	--	--	--	--	--	--	--

Done? Check this: ☐ I did page 10.

Name: \_\_\_\_\_

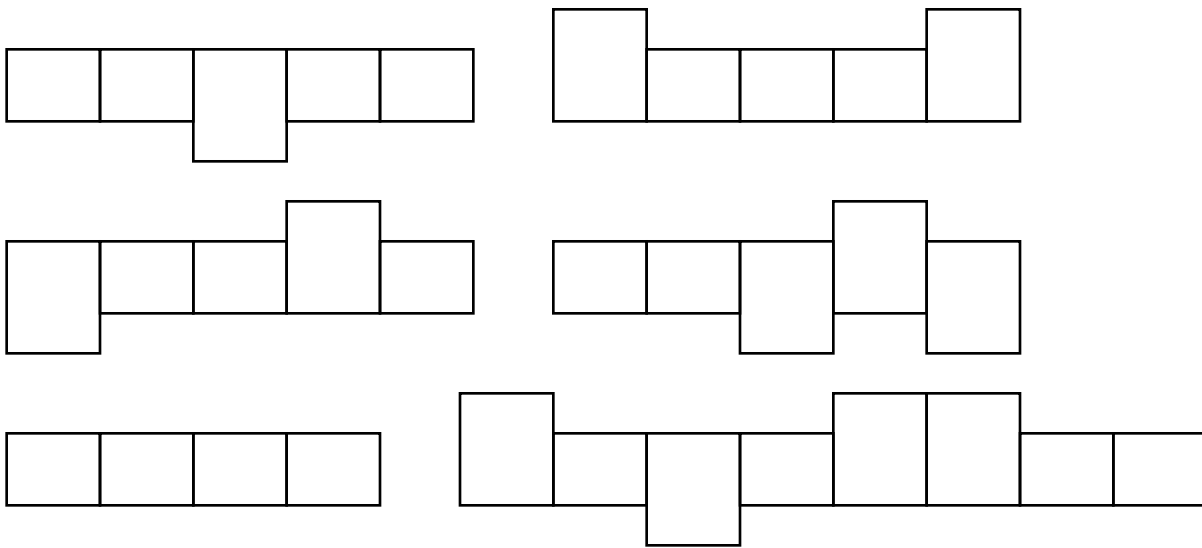


Circle the words.

nine chases ang saw straw not road read may cover fog  
 cry mother read road stop take may name nine pet size bill  
 see tool saw make size him read may fish bird chop road

Write the words into the boxes.

heart • sugar • rose • paste • together • reply



surprise

s u r p r i s e a s g s u r p r i s e i

secret b c e t s e c r e t e e s e c r e c t

greeting v i r g g i g g r e e t i n g n s r e

love o d h l q g e u v l o v e l u v i e o

Name \_\_\_\_\_

**BREAK CODES**

For February

What are two things you can't  
have for breakfast?

4 9 1 10 8      7 1 2

2 6 1 1 3 5

⌋⌋⌋⌋ = A

⌋⌋⌋ = E

⌋⌋⌋⌋⌋⌋ = U

⌋⌋⌋⌋⌋ = R

⌋ = N

⌋⌋⌋⌋ = L

⌋⌋ = D

⌋⌋⌋⌋⌋⌋ = C

⌋⌋⌋⌋⌋⌋ = H

⌋⌋⌋⌋⌋⌋ = I



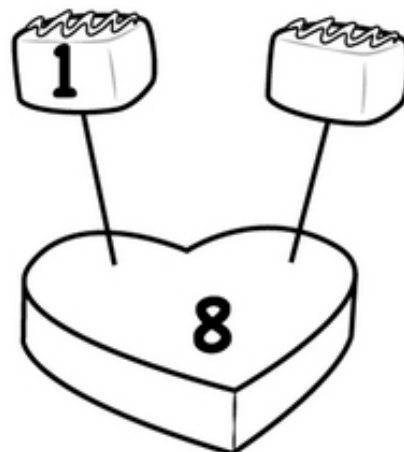
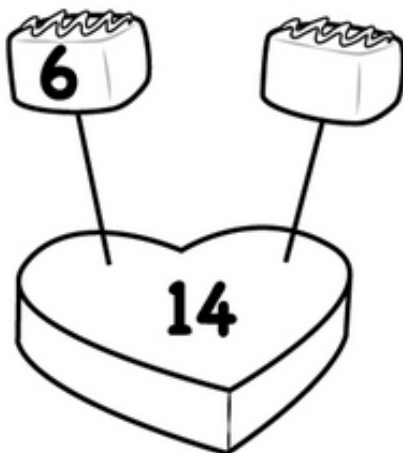
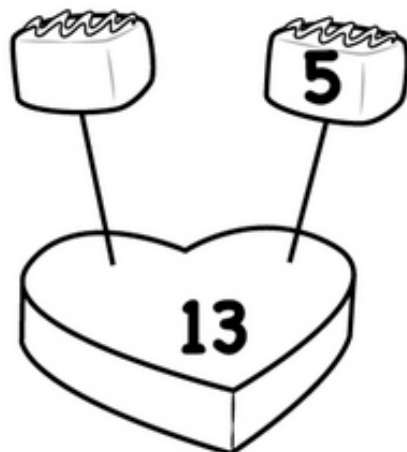



©edHelper

Done? Check this: ☐ I did page 12.

[edHelper.com/valentine.htm](http://edHelper.com/valentine.htm)

Valentine's Day


$$+ = + +$$
$$= x = x +$$


edHelper.com/valentine.htm

Name \_\_\_\_\_

# Box of Chocolates

Circle the piece of chocolate that continues each pattern.



©edHelper.com

Done? Check this: ☐ I did page 14.

[edHelper.com/valentine.htm](http://edHelper.com/valentine.htm)

Valentine's Day

Name \_\_\_\_\_

# Love From A to Z

There are four letters missing in these alphabet hearts. Fill in the blank hearts with the missing letters. Rearrange the four letters to write a valentine word on the blanks.



Done? Check this: ☐ I did page 15.



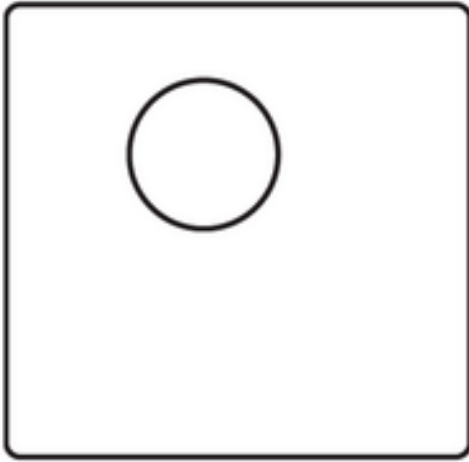
[edHelper.com/valentine.htm](http://edHelper.com/valentine.htm)

Valentine's Day



# Valentine's Day!

-follow the steps to draw the picture



Done? Check this: ☐ I did page 16.

[edHelper.com/valentine.htm](http://edHelper.com/valentine.htm)

©edHelper.com

Valentine's Day

Name \_\_\_\_\_





Name \_\_\_\_\_

Date \_\_\_\_\_

## Valentine's Day

**Design a Valentine card for someone special. Draw the front of the card in the first box. Draw the inside of the card in the second box.**

I would give my card to \_\_\_\_\_

\_\_\_\_\_

This person is special because \_\_\_\_\_

\_\_\_\_\_

The inside of my card says \_\_\_\_\_

\_\_\_\_\_

Name \_\_\_\_\_



Date \_\_\_\_\_

# Valentine Glyph

## Draw Socks on Cupid's Feet

Are you a boy or a girl?

Red Socks	I am a boy.
Pink Socks	I am a girl.

## Color of Cupid's Arrow

How many Valentine cards do you think you will give out this year?

Blue	I will not pass out Valentine cards this year.
Green	I will pass out between 1-5 cards this year.
Red	I will pass out between 6-15 cards this year.
Pink	I will pass out between 16-30 cards this year.
Purple	I will pass out more than 31 cards this year.

## Color Cupid's Hair

Which of the following holidays do you like best?

Light Brown	I like Valentine's Day.
Dark Brown	I like Columbus Day.
Blonde	I like Presidents' Day.
Black	I like Groundhog Day.

Name \_\_\_\_\_



Date \_\_\_\_\_

## Color Cupid's Pants

Does your family celebrate Valentine's Day?

Yellow	Yes, my family celebrates Valentine's Day.
Orange	No, my family does not celebrate Valentine's Day.

## Color of Hearts

What is the difference between the number of letters in the word Valentine and the number of letters in your name?

Light Pink	There is no difference. My name has the same number of letters as the word Valentine.
Dark Pink	The difference is between 1-3 letters.
Red	The difference is between 4-5 letters.
Purple	The difference is greater than 5.

## Color the Banner

Which of the following do you usually receive the most of on Valentine's Day?

Blue Stripes	I receive a lot of Valentine cards from my classmates.
Green Polka Dots	I receive a lot of candy.
Solid Red	I receive many teddy bears.
Solid Pink	I receive a lot of flowers.

Name \_\_\_\_\_



Date \_\_\_\_\_

---

## **Draw and Decorate a Valentine Card**

In the box to the right of Cupid, draw a picture of a very special person in your life. Be sure to label the picture with the person's name.

---

My Name: \_\_\_\_\_





Name \_\_\_\_\_



Date \_\_\_\_\_

# Valentine Glyph

## Draw Socks on Cupid's Feet

Are you a boy or a girl?

Red Socks	I am a boy.
Pink Socks	I am a girl.

## Color of Cupid's Arrow

How many Valentine cards do you think you will give out this year?

Blue	I will not pass out Valentine cards this year.
Green	I will pass out between 1-5 cards this year.
Red	I will pass out between 6-15 cards this year.
Pink	I will pass out between 16-30 cards this year.
Purple	I will pass out more than 31 cards this year.

## Color Cupid's Hair

Which of the following holidays do you like best?

Light Brown	I like Valentine's Day.
Dark Brown	I like Columbus Day.
Blonde	I like Presidents' Day.
Black	I like Groundhog Day.

Name \_\_\_\_\_



Date \_\_\_\_\_

## Color Cupid's Pants

Does your family celebrate Valentine's Day?

Yellow	Yes, my family celebrates Valentine's Day.
Orange	No, my family does not celebrate Valentine's Day.

## Color of Hearts

What is the difference between the number of letters in the word Valentine and the number of letters in your name?

Light Pink	There is no difference. My name has the same number of letters as the word Valentine.
Dark Pink	The difference is between 1-3 letters.
Red	The difference is between 4-5 letters.
Purple	The difference is greater than 5.

## Color the Banner

Which of the following do you usually receive the most of on Valentine's Day?

Blue Stripes	I receive a lot of Valentine cards from my classmates.
Green Polka Dots	I receive a lot of candy.
Solid Red	I receive many teddy bears.
Solid Pink	I receive a lot of flowers.

Name \_\_\_\_\_



Date \_\_\_\_\_

---

## Draw and Decorate a Valentine Card

In the box to the right of Cupid, draw a picture of a very special person in your life. Be sure to label the picture with the person's name.



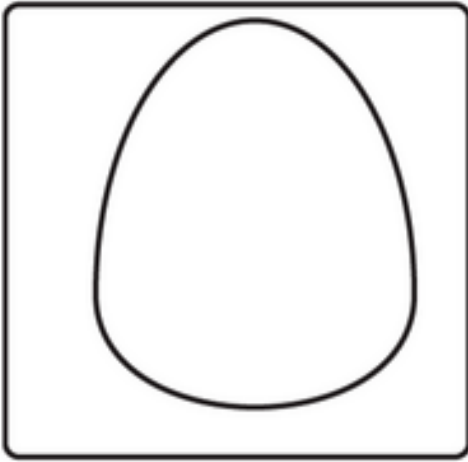
---

My Name: \_\_\_\_\_



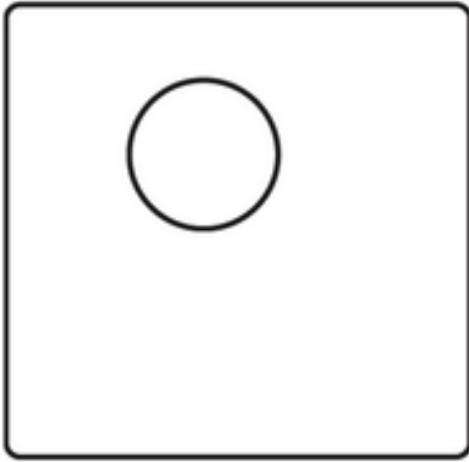


# Valentine's Day!



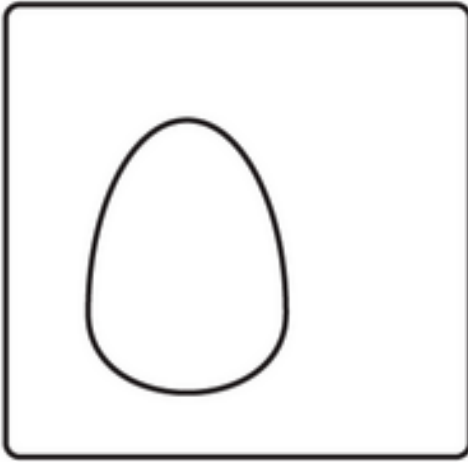
-follow the steps to draw the picture

A large, empty rectangular box with a black border, intended for the student to draw the bear and heart based on the steps shown above.

# Valentine's Day! -follow the steps to draw the picture


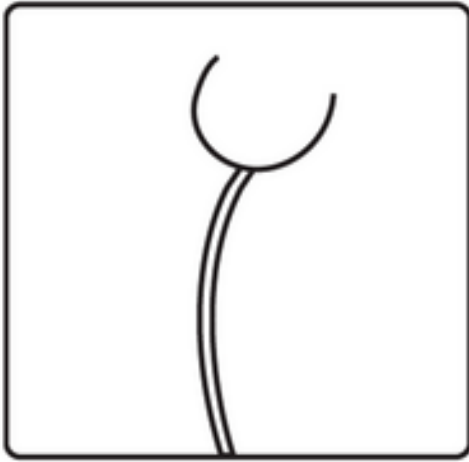


# Valentine's Day! -follow the steps to draw the picture



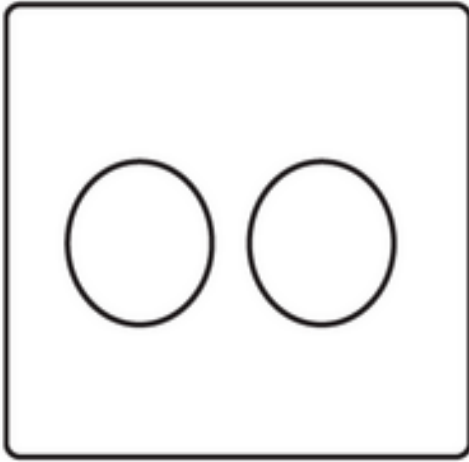




# Valentine's Day! -follow the steps to draw the picture




# Valentine's Day! -follow the steps to draw the picture



Name \_\_\_\_\_

# VALENTINE OWLS

It is Valentine's Day for these owls. Help them find their way from one cloud to the next in this rainbow maze.





Name \_\_\_\_\_

# BE MINE

Cody Cat wants to be your valentine. Find your way through the heart he made for you!



©edHelper.com

Name \_\_\_\_\_

# VALENTINE PANDA


Petey Panda is not a straight shooter! Help Petey find the way through the maze to the heart.





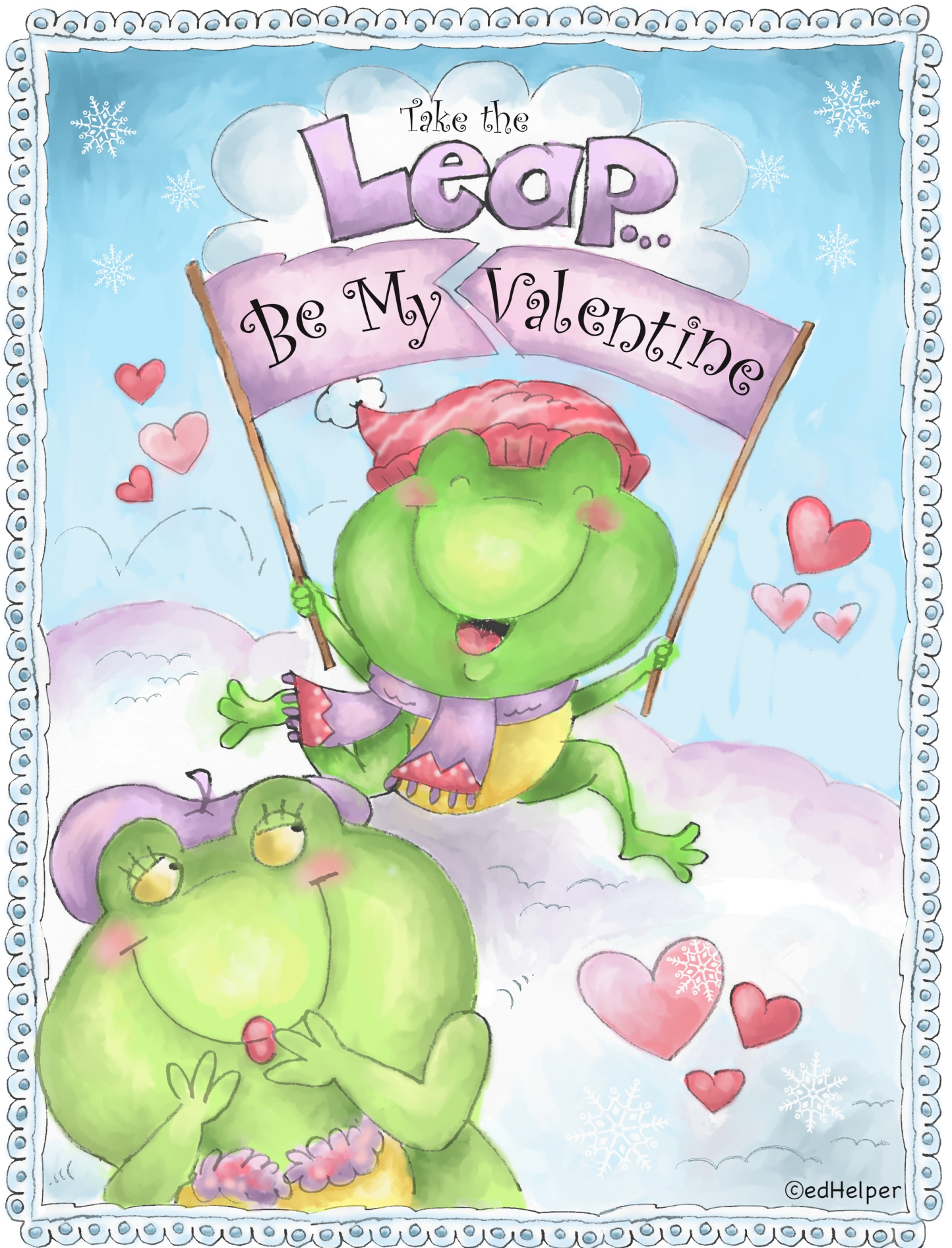
# Be That Kind Kid Who...

Sits with a classmate who's alone during lunch. Be a friend and let them know they're important.



©edHelper





©edHelper

# Parts of Our Hearts

## (for Valentine's Day)

As Valentine's Day approaches, hearts of all shapes and sizes abound! Lead your students to reflect on the kind of hearts they want to have! Start by writing the list of qualities (included) onto a white board or paper on an easel. Read them together aloud. If children have any questions as to what they mean, encourage them to ask! Then copy the Heart Shape Pattern as directed. Give one to each boy and girl. Direct them to write a word (from the list or one of their own) into each section of their heart to show what they think makes up a good one! When they are finished, ask them to fill in their name, cut the shape out, and paper punch the black dots. Supply yarn to string through the holes and tie into a necklace. Have kids wear them on Valentine's Day!



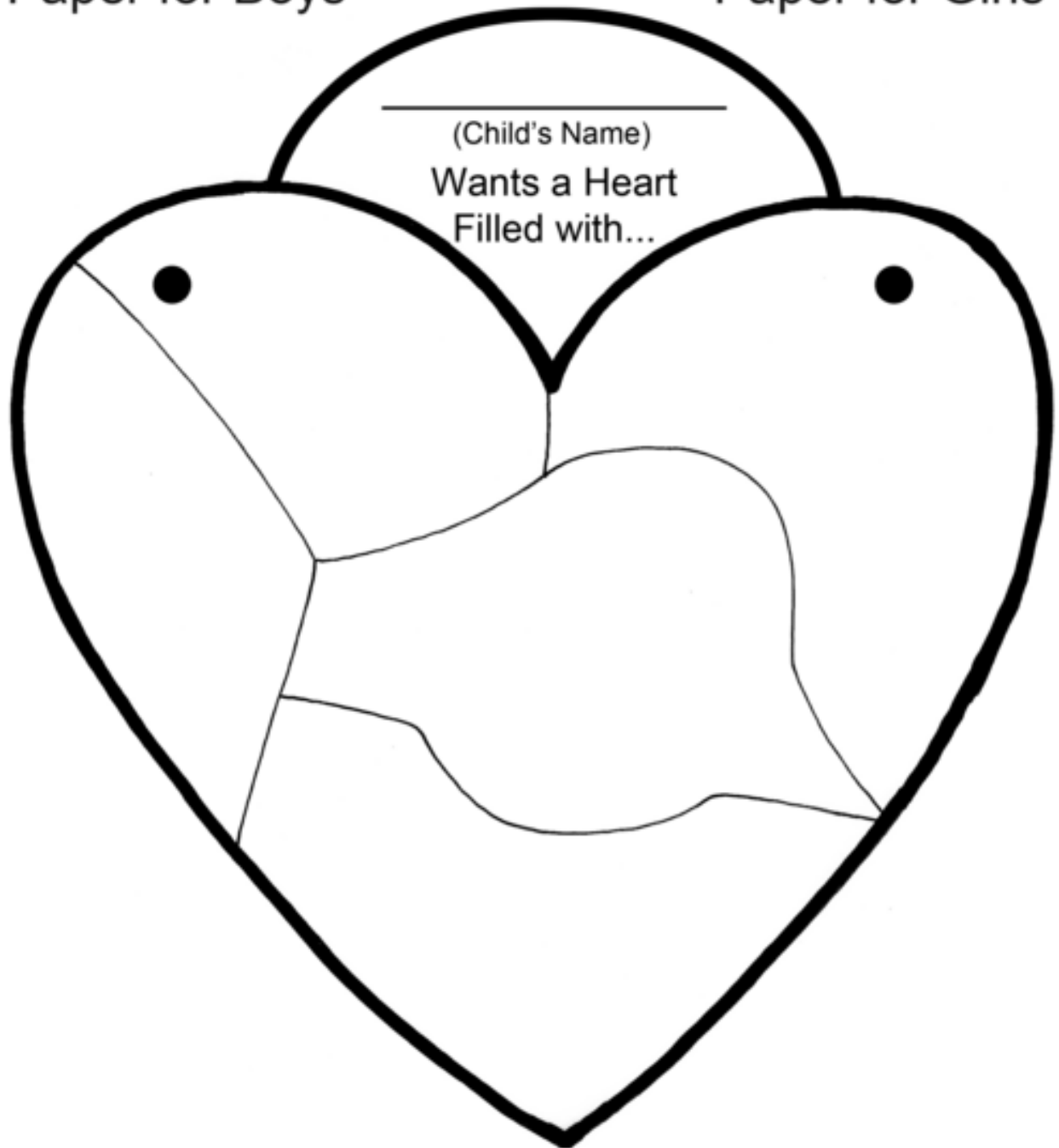
©edHelper



# Heart Shape

Copy onto Red  
Paper for Boys

Copy onto Pink  
Paper for Girls



©edHelper

# Good Heart Qualities

Courage  
Thoughtfulness  
Goodness  
Forgiveness  
Obedience  
Patience  
Love  
Honesty  
Loyalty  
Empathy  
Integrity  
Reliability  
Kindness  
Respect  
Devotion

©edHelper

# The Biggest Valentine Ever

It was a bright February morning and Kalli and Cody were walking to school.

They stopped to wave to their friend Emma, who was watching from her bedroom.

"Too bad she has the flu," Kalli sighed. "And that she'll miss our class's valentine party today,"

Cody added. "I wish we had a huge card that she could see from upstairs," Kalli said. "That would be cool," Cody agreed. "But it'd have to be the biggest valentine ever!" he exclaimed. Then a crazy idea came to Kalli... (Now answer the "Quick Questions" before you write an ending!)



---

---

---

---

---

---

---

# Quick Questions

About

## "The Biggest Valentine Ever"

1. What could the kids make their big valentine out of? \_\_\_\_\_

2. What should the valentine say? \_\_\_\_\_

3. What pictures should they draw on it? \_\_\_\_\_

4. How could their teacher and classmates help them? \_\_\_\_\_

5. What time of day should they show Emma the super sized card? \_\_\_\_\_

6. When Emma is well, what do you think she will tell her friends? \_\_\_\_\_



Name \_\_\_\_\_

Part A

# Correct Cupid!

Cupid wrote this too fast!

Find and circle the 7 spelling,  
6 punctuation, and 4  
capitalization errors he made!



Greetings?

On february 14<sup>th</sup> a big holiday will  
be selebrated! People will give cards,  
flowers and cute Stufed animals as a  
way to express affection to others?

i have an important queshion to ask  
you... Will you be my Valentine! I hope  
sew! please check a box to ansewer.

☐ Yes

Love.

☐ Know

cupid

Name \_\_\_\_\_

Part B

# Correct Cupid!

Now rewrite the letter with the corrections included! Cupid wants to get it in the mail so it'll arrive by Valentine's Day!



A large rectangular area with a wavy border, containing several horizontal lines for writing. There are small heart icons in the corners. At the bottom left, there are two empty square boxes. At the bottom right, there are two horizontal lines for an address.