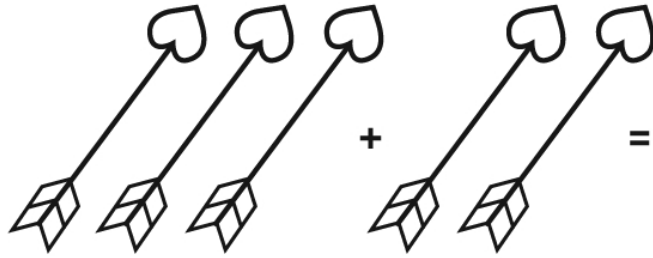



Name: _____




Circle the Correct Answer

= 3 5 7 9



= 3 5 7 9



= 3 5 7 9

1 FILL

2

IN

4

THE

6

MISSING




7


1

1

NUMBERS

10





My Name: _____

Pick 2 to do:

- ☐ page 1
- ☐ page 2
- ☐ page 3
- ☐ page 4

Pick 1 to do:

- ☐ page 5
- ☐ page 6

Pick 2 to do:

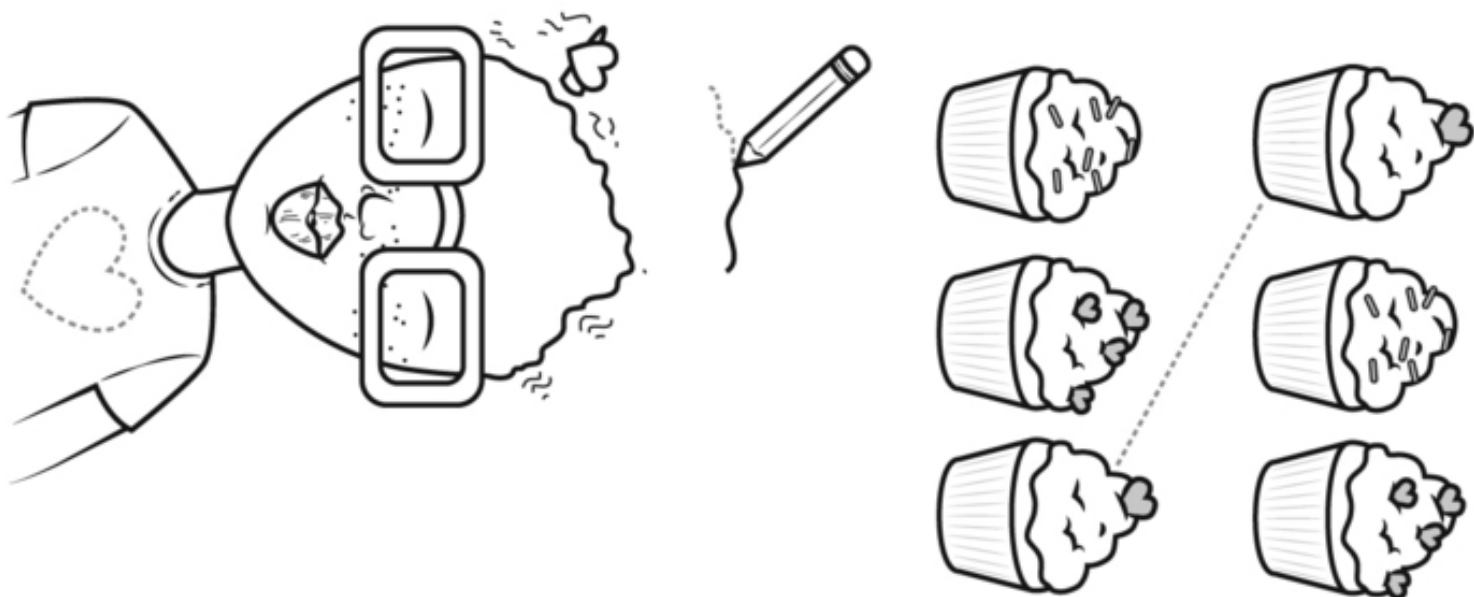

- ☐ page 7
- ☐ page 8
- ☐ page 9




Your Valentine's Day Activity Book !

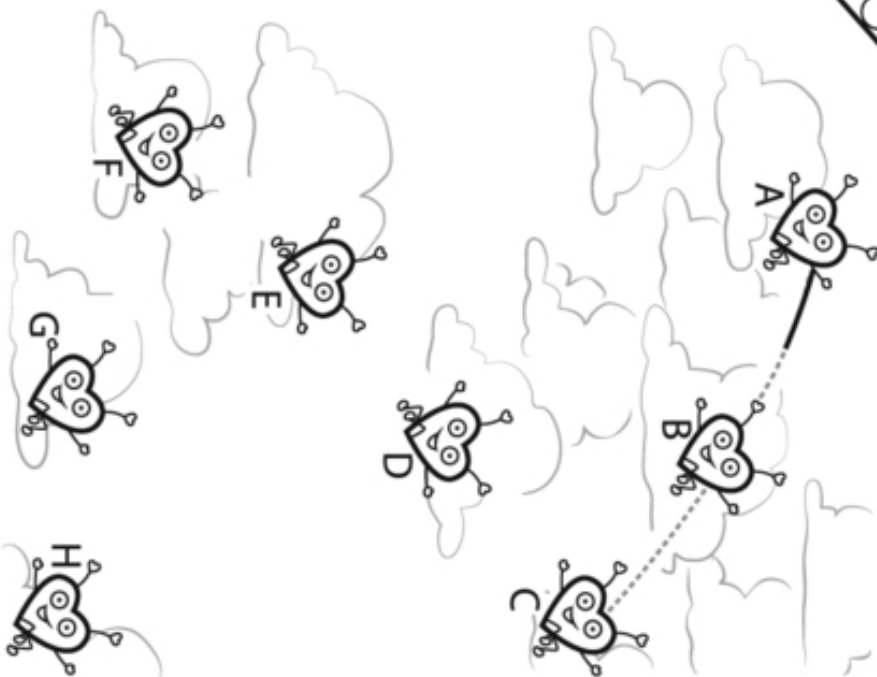

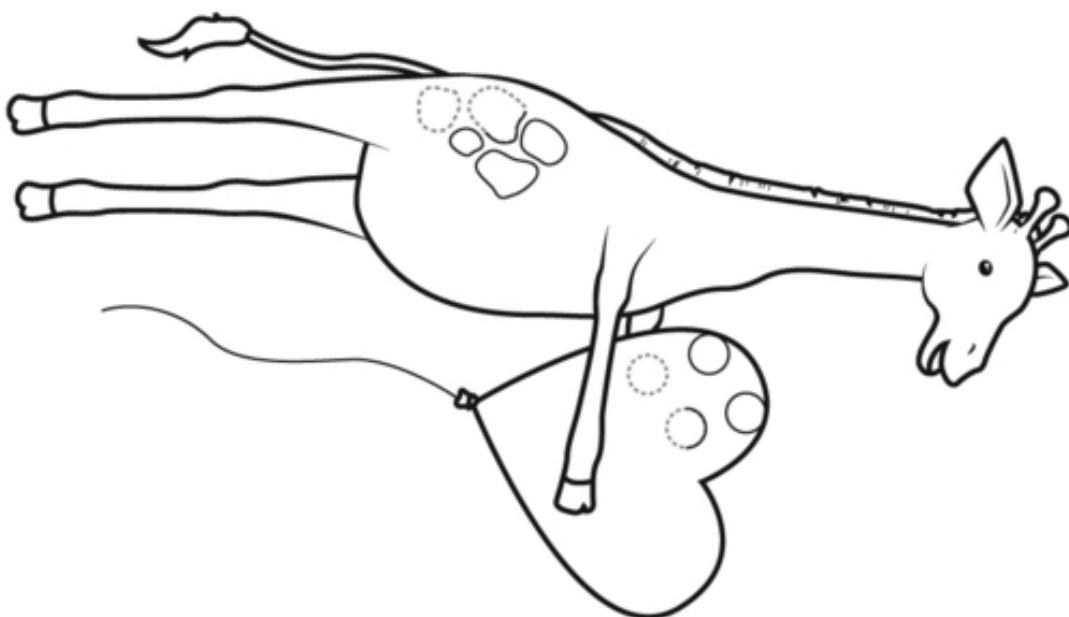
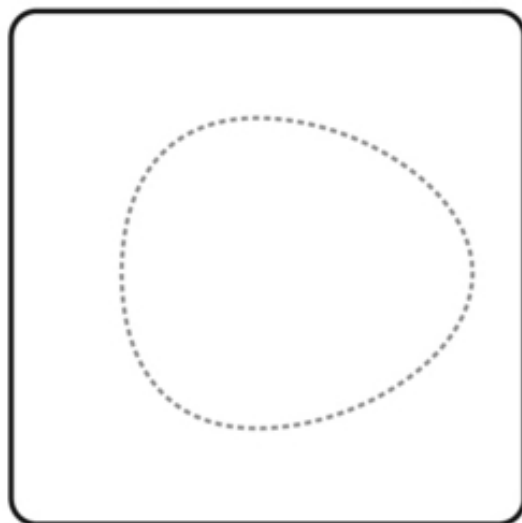
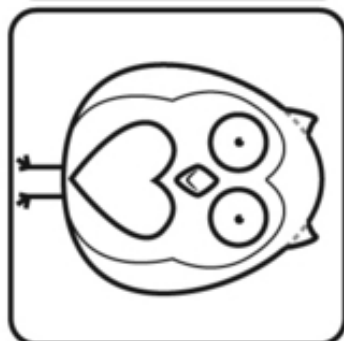
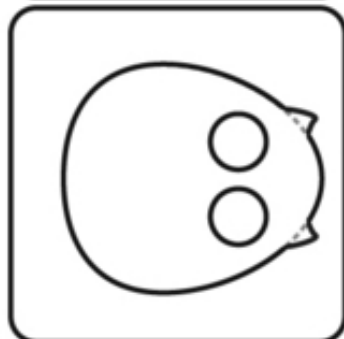
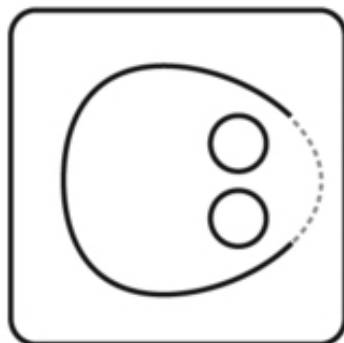
edHelper.com/valentine.htm

Valentine's Day





Follow the steps to draw the owl.



Name _____



Date _____

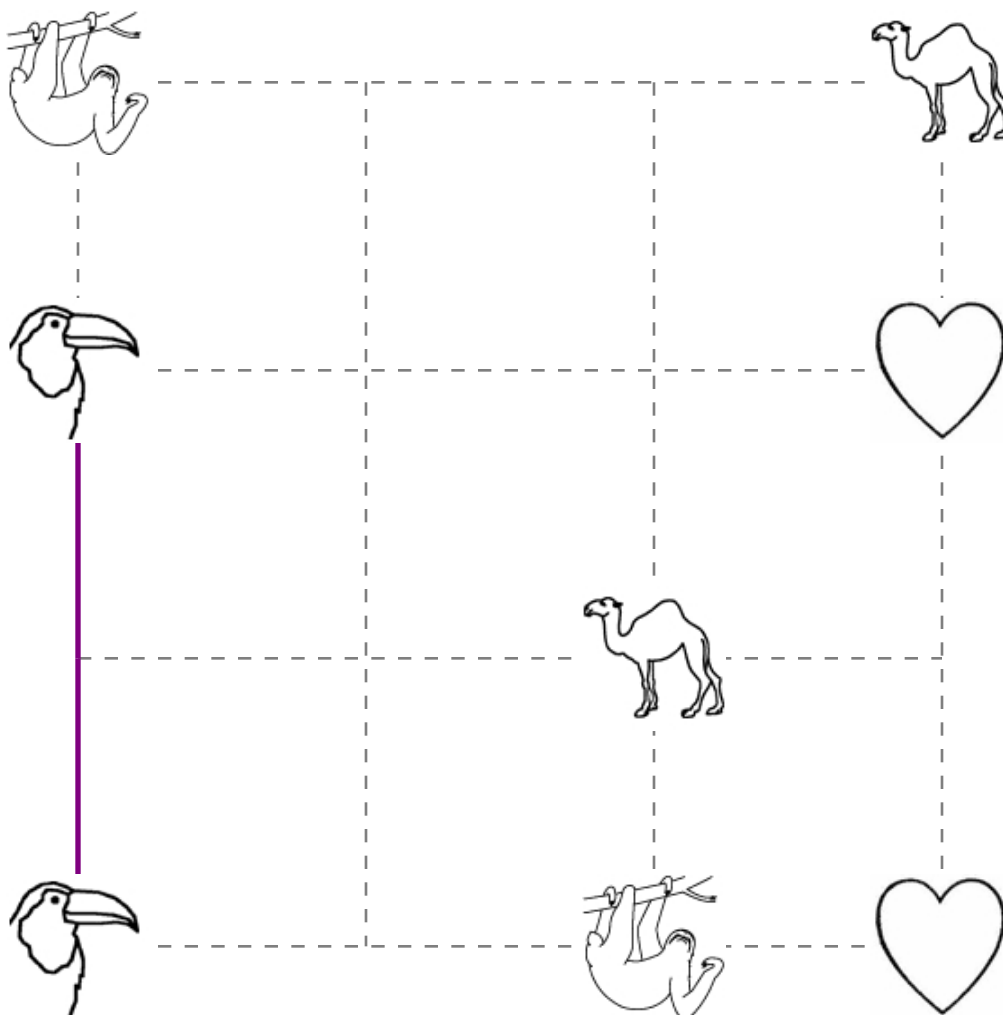
Key #1-4837402

Pictures Kissing

Each of the pictures needs to kiss. The two pictures that kiss must be the same pictures.

Draw a line that connects one picture to one other picture to kiss. Draw your lines over the trace lines. No lines may cross. Once you draw a line to a picture, that picture cannot be used again.

One complete line has already been drawn for you.



Done? Check this: ☐ I did page 4.

edHelper.com/valentine.htm

Valentine's Day

Name: _____

1

2

3

4

5



Done? Check this: ☐ I did page 5.

Name: _____





1

2

3

4

5



Name _____



CANDY

©edHelper.com

Done? Check this: ☐ I did page 7.
edHelper.com/valentine.htm

Valentine's Day

Name _____



©edHelper.com



Done? Check this: ☐ I did page 8.
edHelper.com/valentine.htm

Valentine's Day

Name: _____

February Doodles

Directions: Find what's missing from the bottom pictures and fill in the missing lines or shapes.



Name _____



Date _____

Valentine Glyph

Draw Socks on Cupid's Feet

Are you a boy or a girl?

Red Socks	I am a boy.
Pink Socks	I am a girl.

Color of Cupid's Arrow

How many Valentine cards do you think you will give out this year?

Blue	I will not pass out Valentine cards this year.
Green	I will pass out between 1-5 cards this year.
Red	I will pass out between 6-15 cards this year.
Pink	I will pass out between 16-30 cards this year.
Purple	I will pass out more than 31 cards this year.

Color Cupid's Hair

Which of the following holidays do you like best?

Light Brown	I like Valentine's Day.
Dark Brown	I like Columbus Day.
Blonde	I like Presidents' Day.
Black	I like Groundhog Day.

Name _____



Date _____

Color Cupid's Pants

Does your family celebrate Valentine's Day?

Yellow	Yes, my family celebrates Valentine's Day.
Orange	No, my family does not celebrate Valentine's Day.

Color of Hearts

What is the difference between the number of letters in the word Valentine and the number of letters in your name?

Light Pink	There is no difference. My name has the same number of letters as the word Valentine.
Dark Pink	The difference is between 1-3 letters.
Red	The difference is between 4-5 letters.
Purple	The difference is greater than 5.

Color the Banner

Which of the following do you usually receive the most of on Valentine's Day?

Blue Stripes	I receive a lot of Valentine cards from my classmates.
Green Polka Dots	I receive a lot of candy.
Solid Red	I receive many teddy bears.
Solid Pink	I receive a lot of flowers.

Name _____



Date _____

Draw and Decorate a Valentine Card


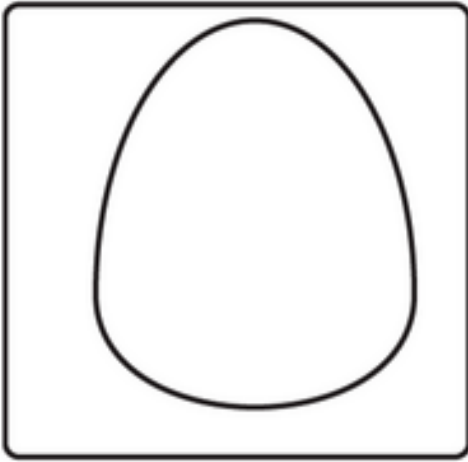
In the box to the right of Cupid, draw a picture of a very special person in your life. Be sure to label the picture with the person's name.

My Name: _____



Valentine's Day!


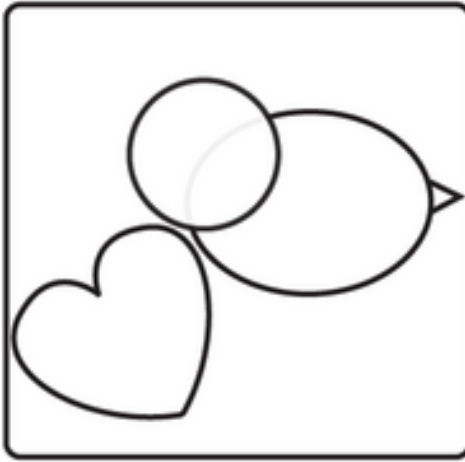
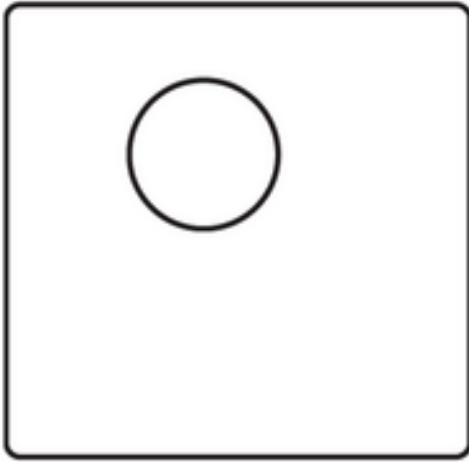
-follow the steps to draw the picture





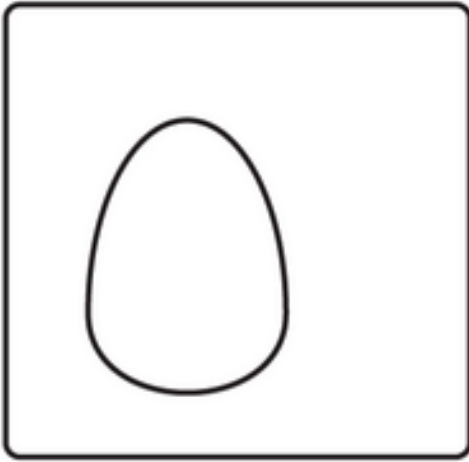
A large, empty rectangular box for drawing the final Valentine's Day card.

Valentine's Day!


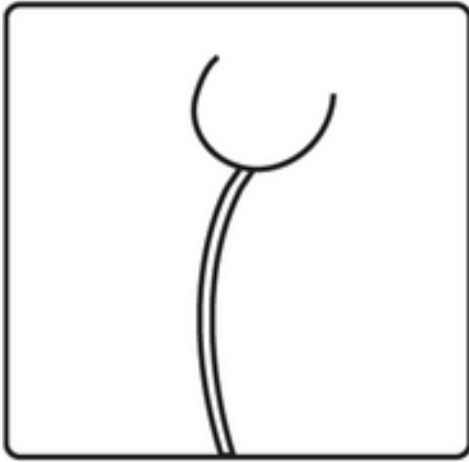
-follow the steps to draw the picture





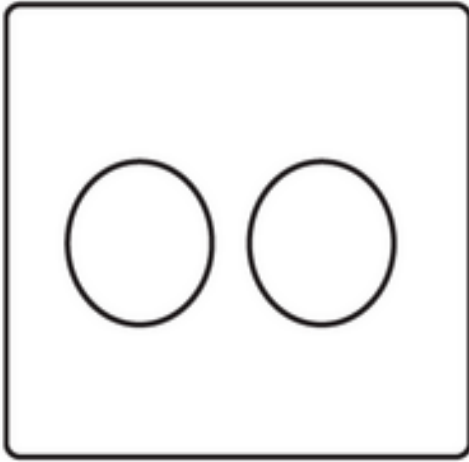
Valentine's Day! -follow the steps to draw the picture



Valentine's Day! -follow the steps to draw the picture




Valentine's Day! -follow the steps to draw the picture



Name _____

VALENTINE OWLS

It is Valentine's Day for these owls. Help them find their way from one cloud to the next in this rainbow maze.



Name _____

BE MINE

Cody Cat wants to be your valentine. Find your way through the heart he made for you!



©edHelper.com

Name _____


VALENTINE PANDA

Petey Panda is not a straight shooter! Help Petey find the way through the maze to the heart.

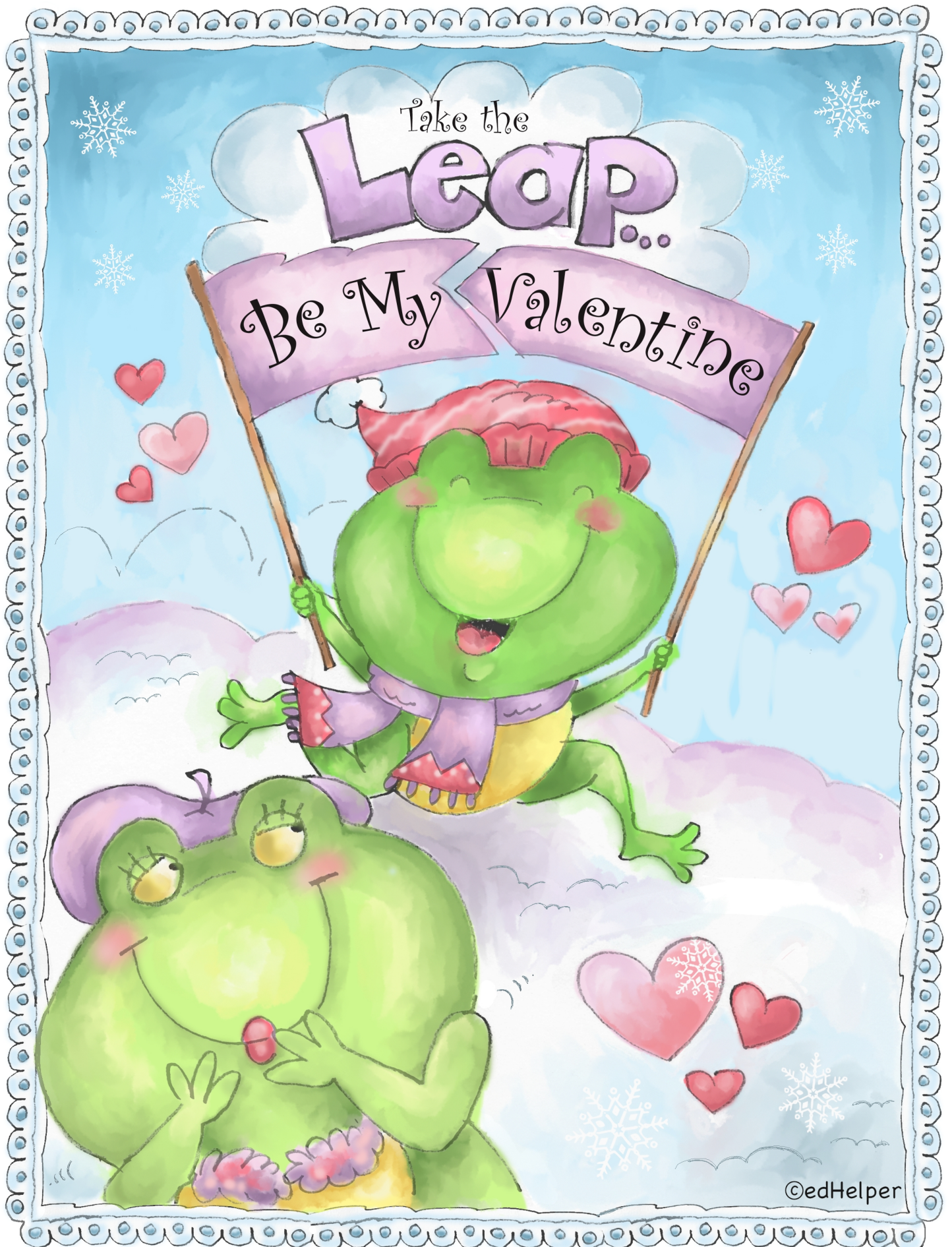


Be That Kind Kid Who...

Sits with a classmate who's alone during lunch. Be a friend and let them know they're important.



©edHelper



©edHelper