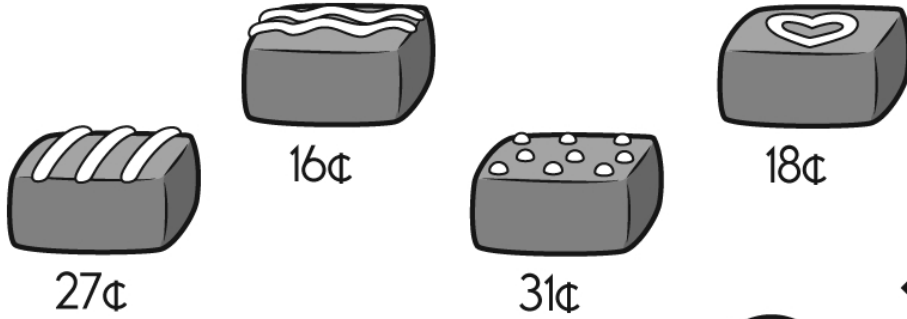


Name: \_\_\_\_\_



# Candy Shopping





Match each chocolate to the correct amount of money.



## "LLOVELY" LLAMAS!

Which two are the same?

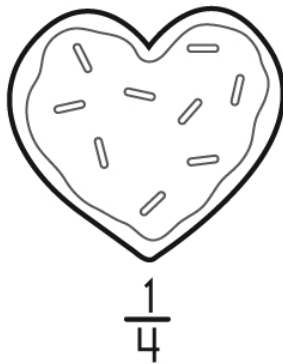
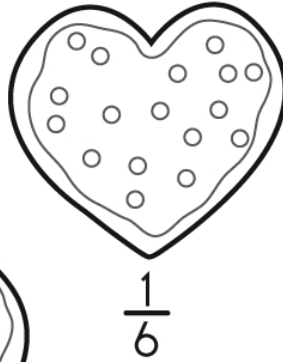

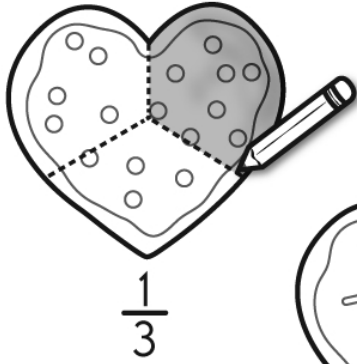


Graph the Candy


Draw and label a bar or picture graph: ↓

Name: \_\_\_\_\_





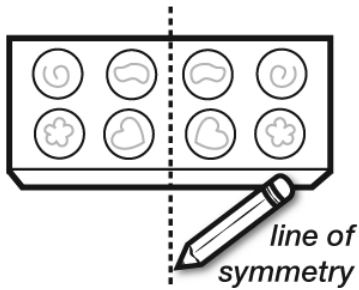
Partition and  
Shade the  
Cookies to  
Match the  
Fractions



Shade the valentines that  
are equally divided.



Draw a **line of symmetry** through the shapes that are symmetrical.  
Draw an **X** through the shapes that are not symmetrical.



END





My Name: \_\_\_\_\_

Pick 1 to do:

- ☐ page 1
- ☐ page 2

Pick 1 to do:

- ☐ page 3
- ☐ page 4

Pick 4 to do:

- ☐ page 5
- ☐ page 6
- ☐ page 7
- ☐ page 8
- ☐ page 9
- ☐ page 10

Pick 1 to do:

- ☐ page 11
- ☐ page 12

**Your Valentine's Day Activity Book !**

Name \_\_\_\_\_



Date \_\_\_\_\_

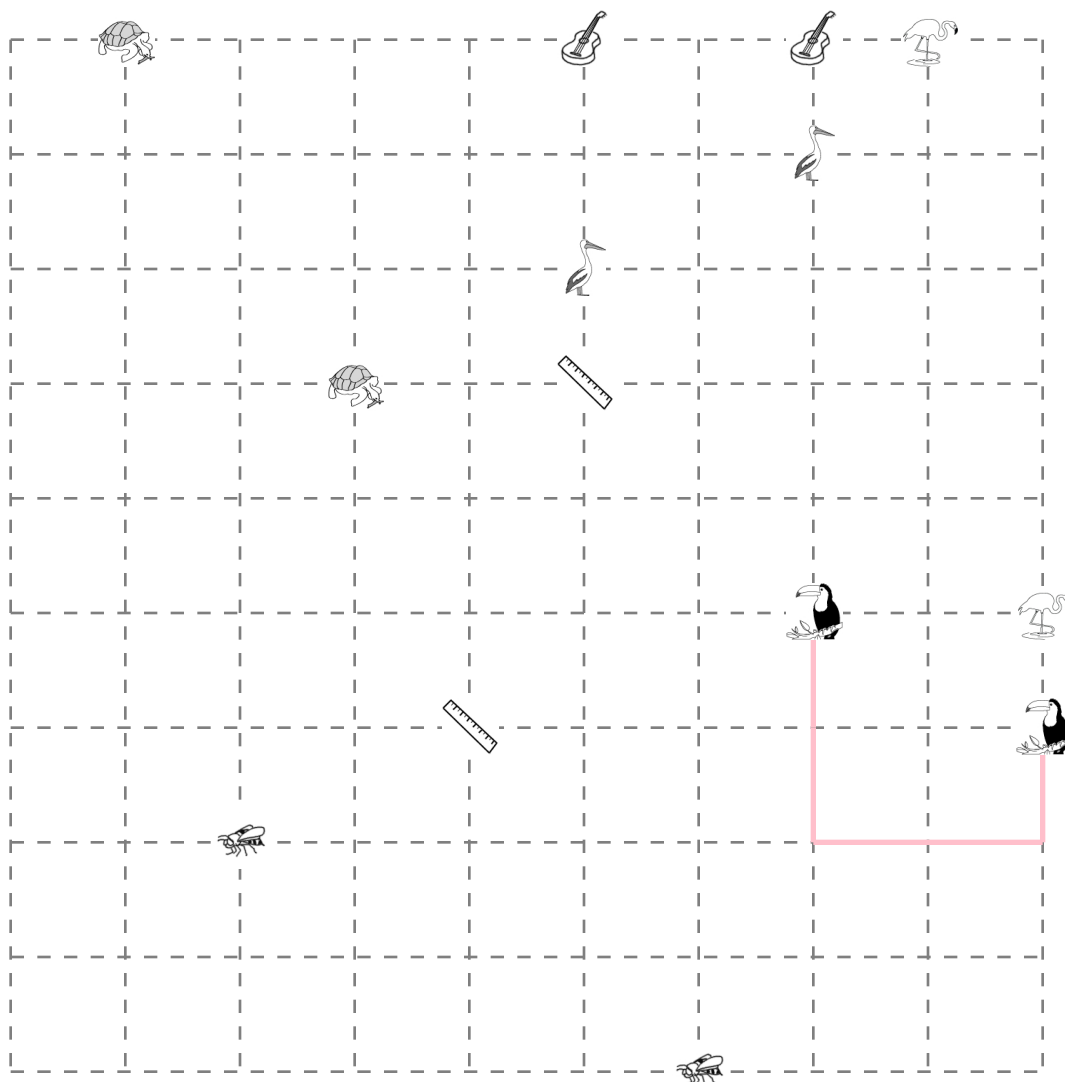
Key #1-4918701

# Pictures Kissing

Each of the pictures needs to kiss. The two pictures that kiss must be the same pictures.


Draw a line that connects one picture to one other picture to kiss. Draw your lines over the trace lines. No lines may cross. Once you draw a line to a picture, that picture cannot be used again.

One complete line has already been drawn for you.



Done? Check this: ☐ I did page 1.

[edHelper.com/valentine.htm](http://edHelper.com/valentine.htm)



Valentine's Day



Name \_\_\_\_\_



Date \_\_\_\_\_

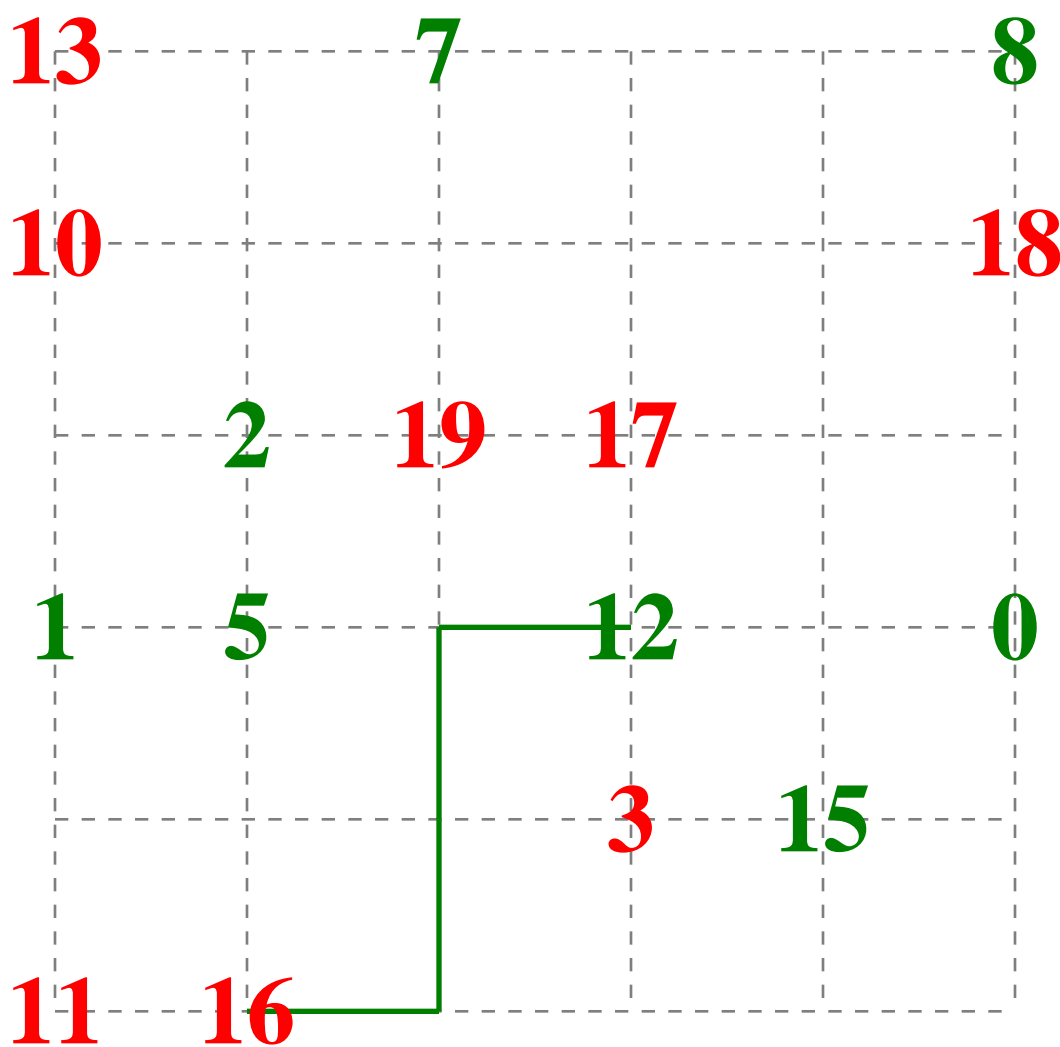
Key #1-5162109

# Greater and Less Than Number Kissing

Start at a green number and draw a line to any red number that is greater than the green number.

Draw a line that connects one number to one other number to kiss. Draw your lines over the trace lines. No lines may cross. Once you draw a line to a number, that number cannot be used again.

One complete line has already been drawn for you.



Done? Check this: ☐ I did page 2.

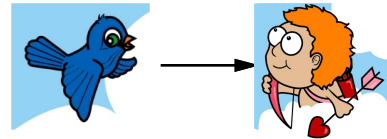
[edHelper.com/valentine.htm](http://edHelper.com/valentine.htm)



Valentine's Day

Name: \_\_\_\_\_

Help the bird fly to Cupid. Color the boxes with odd sums to make a path.







	$11 + 6 =$	$12 + 5 =$	$18 + 2 =$	$17 + 5 =$	$2 + 6 =$	$13 + 7 =$	$2 + 2 =$
$16 + 8 =$	$9 + 7 =$	$16 + 9 =$	$3 + 6 =$	$6 + 1 =$	$2 + 3 =$	$7 + 6 =$	$4 + 4 =$
$10 + 2 =$	$19 + 9 =$	$19 + 9 =$	$19 + 9 =$	$12 + 4 =$	$19 + 4 =$	$19 + 4 =$	$9 + 7 =$
$3 + 7 =$	$16 + 2 =$	$18 + 3 =$	$10 + 4 =$	$9 + 10 =$	$12 + 3 =$	$19 + 1 =$	$10 + 4 =$
$10 + 10 =$	$3 + 9 =$	$19 + 7 =$	$16 + 5 =$	$13 + 2 =$	$15 + 10 =$	$3 + 1 =$	$8 + 4 =$
$8 + 3 =$	$20 + 9 =$	$8 + 7 =$	$15 + 8 =$	$17 + 7 =$	$8 + 4 =$	$13 + 5 =$	$2 + 8 =$
$12 + 3 =$	$16 + 2 =$	$1 + 1 =$	$5 + 7 =$	$3 + 9 =$	$9 + 3 =$	$14 + 8 =$	$3 + 5 =$
$13 + 8 =$	$13 + 2 =$	$15 + 8 =$	$11 + 2 =$	$1 + 6 =$	$9 + 3 =$	$8 + 4 =$	$5 + 7 =$
	$3 + 9 =$	$16 + 6 =$	$6 + 4 =$	$1 + 6 =$	$7 + 2 =$	$10 + 5 =$	

Name: \_\_\_\_\_

Help Justin find Pam. Color the boxes that have a difference of 5 or 7 to make a path.



	$14 - 13 =$	$7 - 4 =$	$9 - 1 =$	$14 - 11 =$	$8 - 2 =$	$13 - 11 =$	$10 - 8 =$
$13 - 8 =$	$11 - 6 =$	$10 - 5 =$	$15 - 8 =$	$13 - 8 =$	$12 - 5 =$	$12 - 10 =$	
$15 - 12 =$	$15 - 10 =$	$15 - 10 =$	$8 - 3 =$	$12 - 7 =$	$11 - 6 =$	$12 - 4 =$	$11 - 8 =$
$7 - 3 =$	$10 - 5 =$	$11 - 6 =$	$12 - 7 =$	$8 - 6 =$	$14 - 12 =$	$9 - 5 =$	$10 - 8 =$
$12 - 4 =$	$8 - 7 =$	$7 - 3 =$	$15 - 10 =$	$14 - 9 =$	$9 - 4 =$		$8 - 6 =$
$11 - 10 =$	$14 - 2 =$	$15 - 9 =$	$8 - 7 =$	$15 - 11 =$	$10 - 5 =$	$9 - 1 =$	$11 - 8 =$
$9 - 2 =$	$11 - 4 =$	$13 - 8 =$	$9 - 2 =$	$9 - 2 =$	$8 - 1 =$	$9 - 6 =$	$12 - 3 =$
$9 - 2 =$	$9 - 2 =$	$15 - 8 =$	$15 - 10 =$	$8 - 3 =$	$9 - 5 =$	$15 - 10 =$	$8 - 7 =$
$15 - 10 =$	$13 - 12 =$	$11 - 8 =$	$7 - 6 =$	$14 - 7 =$	$12 - 5 =$	$11 - 4 =$	

Name: \_\_\_\_\_

Complete each analogy with the best word.

red	pink
Valentine's Day	February
heart	card
candy	Valentine's card
teddy bear	lips

hug : arms ::

kiss : \_\_\_\_\_

Fourth of July : July ::

Valentine's Day : \_\_\_\_\_

love : feeling ::

valentine : \_\_\_\_\_

Thanksgiving : turkey ::

Valentine's Day : \_\_\_\_\_

happiness : smiley face ::

love : \_\_\_\_\_

Santa Claus : Christmas ::

Cupid : \_\_\_\_\_

"Happy Holidays" : Christmas card ::

"Be Mine" : \_\_\_\_\_

Halloween : orange ::

Valentine's Day : \_\_\_\_\_

blue + yellow : green ::

red + white : \_\_\_\_\_

candy : chocolate ::

stuffed animal : \_\_\_\_\_










Name: \_\_\_\_\_

Each row, column, and box must have the numbers 1 through 6. The first box is done.

4	2	5	1		
1	6	3	5		
	1	2			
3					
	5				6
6	3				



Each row, column, and box must have 4 different pictures. The first box is done.

Done? Check this: ☐ I did page 6.

[edHelper.com/valentine.htm](http://edHelper.com/valentine.htm)

Valentine's Day

Name: \_\_\_\_\_



Use each word ONCE. Cross off each word after it is used.

sweetheart • sweet • meaning • hugs • honest • shiny • mine  
 tradition • decoration • caring • greeting • wishes • card • happy  
 pink • kisses • candy • day • fancy • roses • gentle • valentine  
 fourteenth • kindness

These words have tion in  
 them.

\_\_\_\_\_ t i o n  
 \_\_\_\_\_

These words have in in them.

\_\_\_\_\_ i n \_\_\_\_\_  
 \_\_\_\_\_ i n \_\_\_\_\_  
 \_\_\_\_\_

These words have es in them.

\_\_\_\_\_ e s \_\_\_\_\_  
 \_\_\_\_\_ e s \_\_\_\_\_  
 \_\_\_\_\_

These words have ent in  
 them.

\_\_\_\_\_ e n t \_\_\_\_\_  
 \_\_\_\_\_  
 \_\_\_\_\_

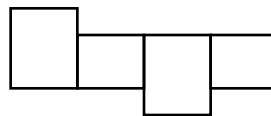
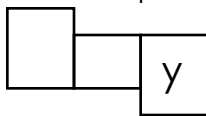
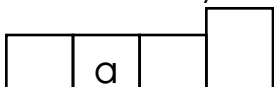
word has long e sound like in baby

f \_\_\_\_\_  
 \_\_\_\_\_


These words have sweet in  
 them.

s w e e t  
 \_\_\_\_\_

Fit the last 3 of your words into these shapes.

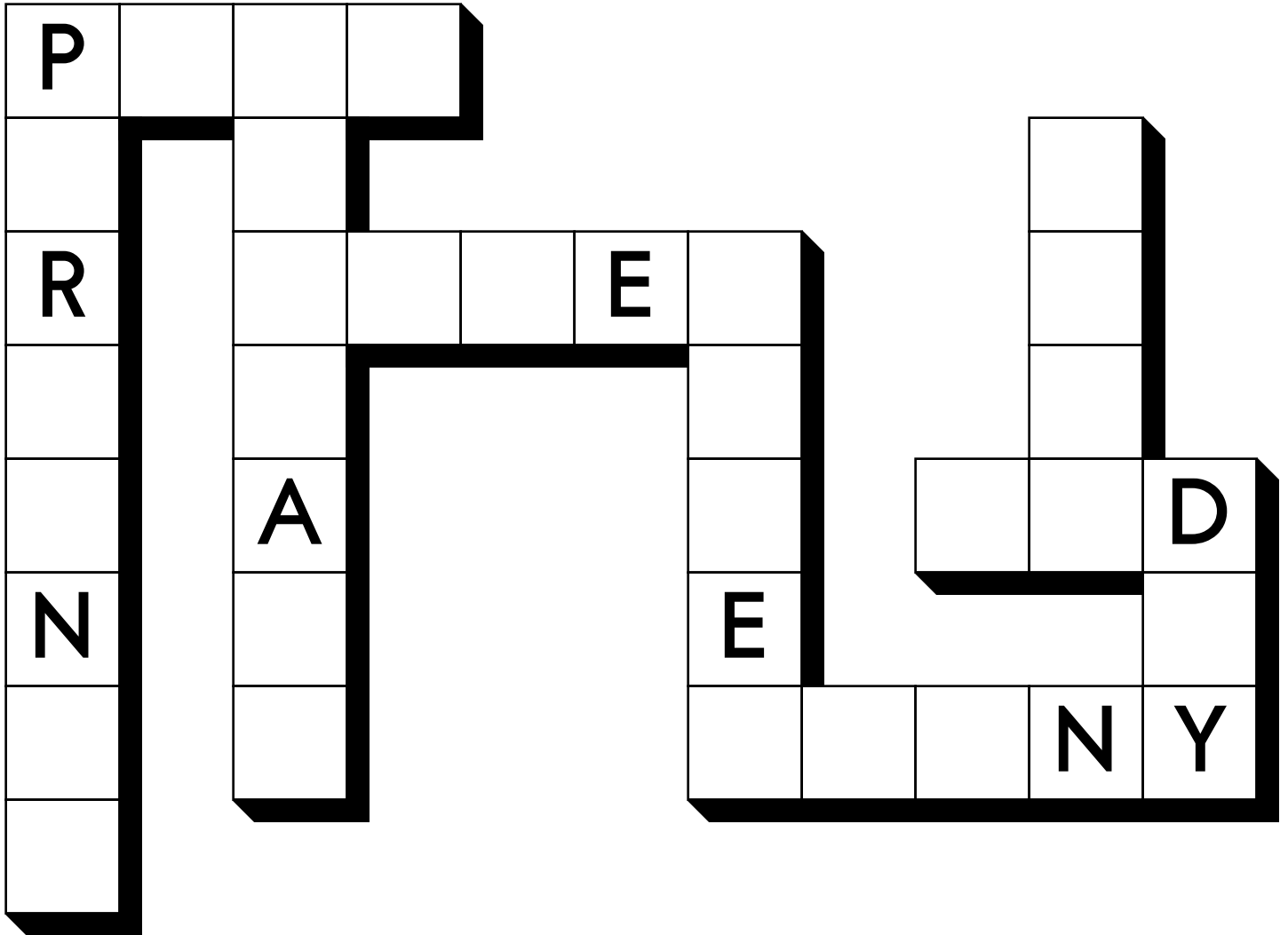


Name: \_\_\_\_\_



RED • LOVE • SHINY • DAY • ROSES • EXCLAIM • PERSONAL  
POEM • CHEER

Fill in each word into the grid.





Name: \_\_\_\_\_

Try to spell some words.

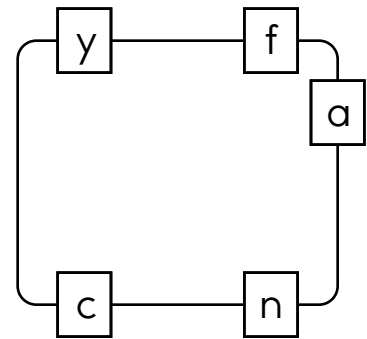
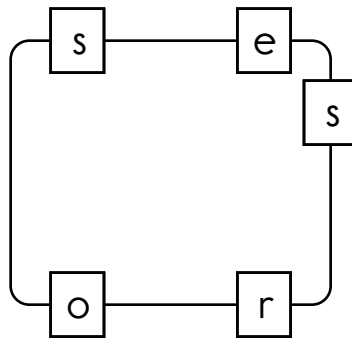
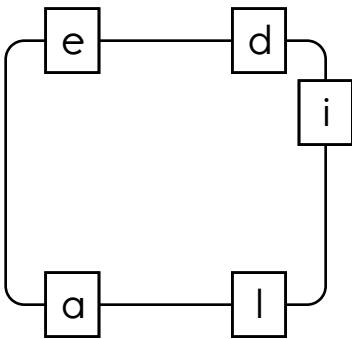
ri • cu • ty • te • ndy • ca • ous • dec • for • ~~Non~~  
 ev • er • ora • par • ~~st~~

honest \_\_\_\_\_  
 \_\_\_\_\_

Circle the words.

lately fits wing want grown hire until speak rock chooses lip  
 bare slip choose join railroad rock drawer until town dry fit  
 bare full sit town join brick increase reader umbrella fit self

Write the hidden word. Start at one letter and then move either left or right. Continue in same direction.







Name: \_\_\_\_\_

Try to spell some words.

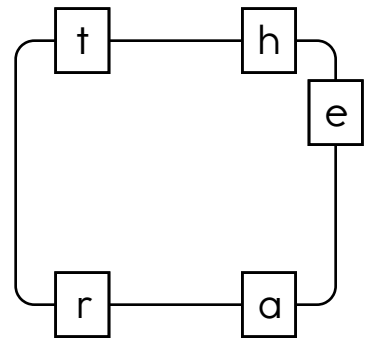
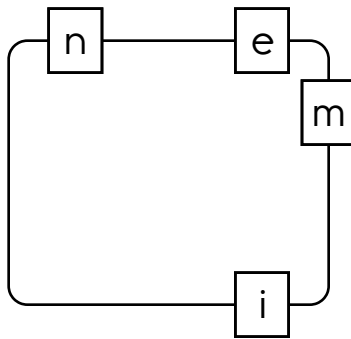
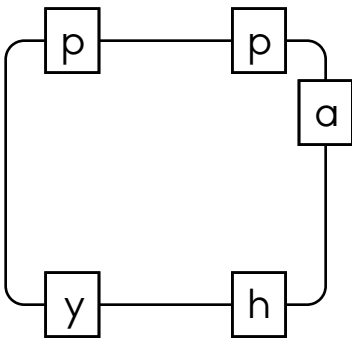
~~ve~~ • di • tt • shi • tra • wri • po • ~~lo~~ • al • ti • on  
em • ny • en • ide

love \_\_\_\_\_  
\_\_\_\_\_

Circle the words.

calendargemsailarmyabsentstandsugarourselvesly  
whereslyroadnoisyabsentsailjoybetweengemourbail  
slythesedriveafraidcrayonwhisperroadwherewalksail


Write the hidden word. Start at one letter and then move either left or right. Continue in same direction.



Connect the dots  
1 through 450

©edHelper.com


edHelper.com/valentine.htm



# EXTREME

## Color by Addition

- 289 = pink
- 346 = red
- 389 = orange
- 415 = yellow
- 477 = purple
- 505 = green
- 568 = tan/beige
- 593 = brown
- 608 = black
- 622 = blue



Done? Check this: ☐ I did page 12.

[edHelper.com/valentine.htm](http://edHelper.com/valentine.htm)

Valentine's Day

A black and white line drawing of a busy classroom during Valentine's Day. In the foreground, a boy with glasses and a girl with pigtails are smiling. Behind them, a teacher and other students are making heart-shaped cookies and cards. A sign on the wall says "Happy Valentine's Day". A small dog is on a table on the left, and a sign on the table says "we LOVE to Read". The background is filled with heart decorations and Valentine's cards.

Name \_\_\_\_\_



Date \_\_\_\_\_

1. What is the teacher offering her students?

\_\_\_\_\_

2. What is tied in a bundle?

\_\_\_\_\_

3. What does the poster say?

\_\_\_\_\_

4. What has the boy made?

\_\_\_\_\_

5. What could you use to cut paper?

\_\_\_\_\_

6. What message has been written with chalk?

\_\_\_\_\_

7. What stuffed animal do you see?

\_\_\_\_\_

8. Where do you see hearts?

\_\_\_\_\_

\_\_\_\_\_

9. What things have fallen on the floor?

\_\_\_\_\_

\_\_\_\_\_

10. What has stripes?

\_\_\_\_\_

\_\_\_\_\_

11. Where do you see an arrow?

\_\_\_\_\_

12. What is hanging from the ceiling?

\_\_\_\_\_

13. What is taped to the window?

\_\_\_\_\_

14. Who is delivering a valentine?

\_\_\_\_\_

15. Where do you see a bear?

\_\_\_\_\_

16. Who is drinking punch?

\_\_\_\_\_

17. Where do you see books?

\_\_\_\_\_

\_\_\_\_\_

18. Who is reading a valentine card?

\_\_\_\_\_

19. Who has wings?

\_\_\_\_\_

Name \_\_\_\_\_



Date \_\_\_\_\_

20. Who has a valentine in their pocket?

\_\_\_\_\_

21. Who is eating something?

\_\_\_\_\_

22. How many numbers do you count?

\_\_\_\_\_

23. How many cups do you count?

\_\_\_\_\_

24. How many chairs do you see?



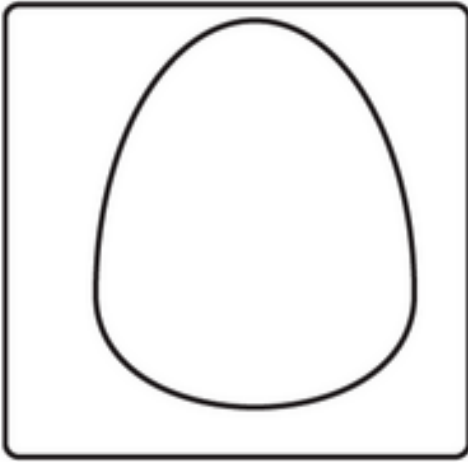
\_\_\_\_\_

25. How many smiles do you count?



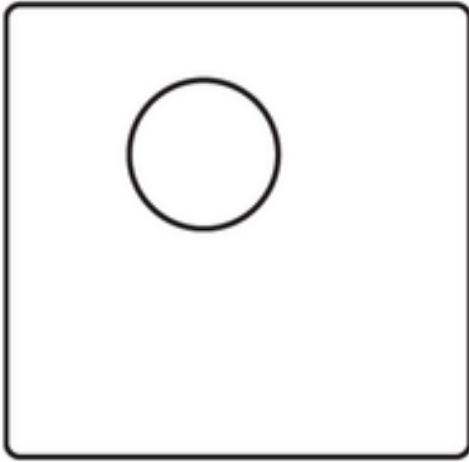
\_\_\_\_\_

# Valentine's Day!

-follow the steps to draw the picture



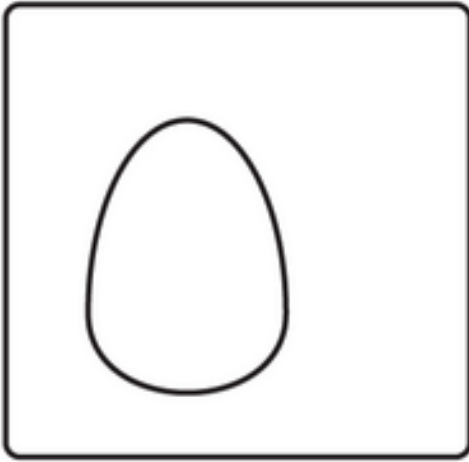
A large, empty rectangular box with a black border, intended for the student to draw the bear and heart based on the steps shown above.

# Valentine's Day! -follow the steps to draw the picture

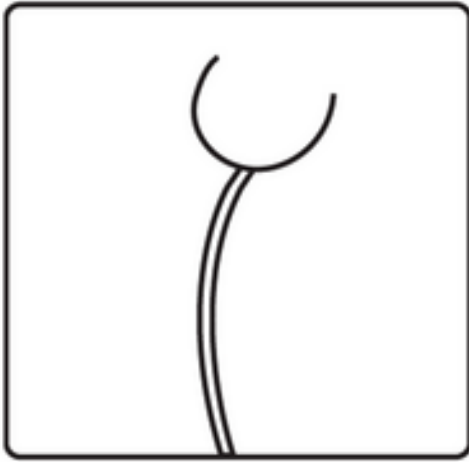






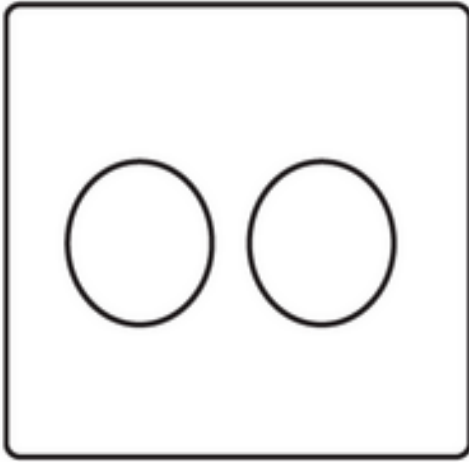
# Valentine's Day! -follow the steps to draw the picture



# Valentine's Day! -follow the steps to draw the picture


A large empty rectangular box with a black border, intended for the student to draw their own Valentine's Day card.

# Valentine's Day! -follow the steps to draw the picture



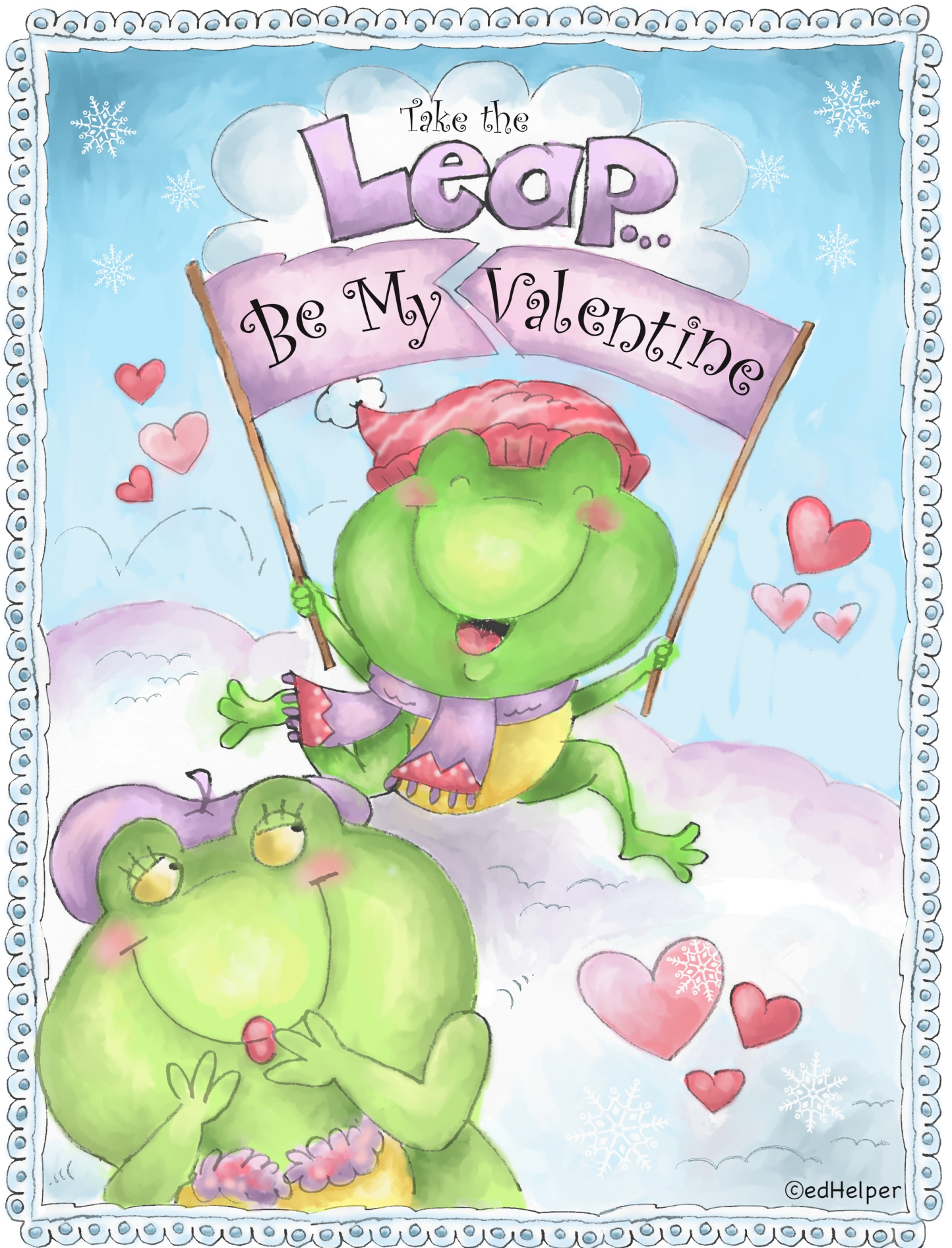
# Be That Kind Kid Who...

Sits with a classmate who's alone during lunch. Be a friend and let them know they're important.



©edHelper





©edHelper

# Parts of Our Hearts

## (for Valentine's Day)

As Valentine's Day approaches, hearts of all shapes and sizes abound! Lead your students to reflect on the kind of hearts they want to have! Start by writing the list of qualities (included) onto a white board or paper on an easel. Read them together aloud. If children have any questions as to what they mean, encourage them to ask! Then copy the Heart Shape Pattern as directed. Give one to each boy and girl. Direct them to write a word (from the list or one of their own) into each section of their heart to show what they think makes up a good one! When they are finished, ask them to fill in their name, cut the shape out, and paper punch the black dots. Supply yarn to string through the holes and tie into a necklace. Have kids wear them on Valentine's Day!

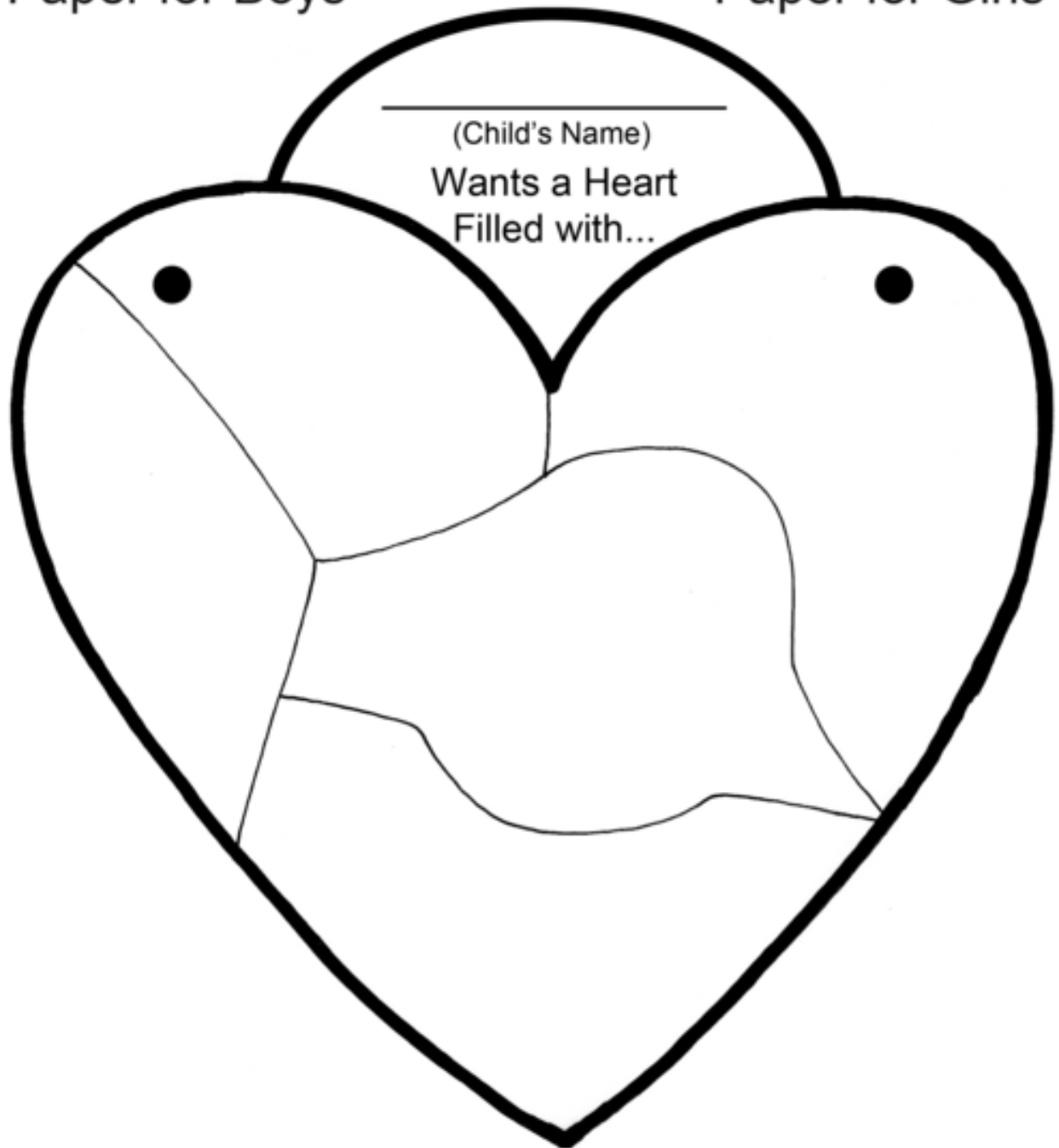


©edHelper

# Heart Shape

Copy onto Red  
Paper for Boys

Copy onto Pink  
Paper for Girls



©edHelper

# Good Heart Qualities

Courage  
Thoughtfulness  
Goodness  
Forgiveness  
Obedience  
Patience  
Love  
Honesty  
Loyalty  
Empathy  
Integrity  
Reliability  
Kindness  
Respect  
Devotion

©edHelper



# The Biggest Valentine Ever

It was a bright February morning and Kalli and Cody were walking to school.

They stopped to wave to their friend Emma, who was watching from her bedroom.

"Too bad she has the flu," Kalli sighed. "And that she'll miss our class's valentine party today,"

Cody added. "I wish we had a huge card that she could see from upstairs," Kalli said. "That would be cool," Cody agreed. "But it'd have to be the biggest valentine ever!" he exclaimed. Then a crazy idea came to Kalli... (Now answer the "Quick Questions" before you write an ending!)



---

---

---

---

---

---

---

# Quick Questions

About

## "The Biggest Valentine Ever"

1. What could the kids make their big valentine out of? \_\_\_\_\_

2. What should the valentine say? \_\_\_\_\_

3. What pictures should they draw on it? \_\_\_\_\_

4. How could their teacher and classmates help them? \_\_\_\_\_

5. What time of day should they show Emma the super sized card? \_\_\_\_\_

6. When Emma is well, what do you think she will tell her friends? \_\_\_\_\_



Name \_\_\_\_\_

Part A

# Correct Cupid!

Cupid wrote this too fast!

Find and circle the 7 spelling,  
6 punctuation, and 4  
capitalization errors he made!



Greetings?

On february 14<sup>th</sup> a big holiday will  
be selebrated! People will give cards,  
flowers and cute Stufed animals as a  
way to express affection to others?  
i have an important queshion to ask  
you... Will you be my Valentine! I hope  
sew! please check a box to ansewer.

☐ Yes

Love.

☐ Know

cupid

Name \_\_\_\_\_

Part B

# Correct Cupid!

Now rewrite the letter with the corrections included! Cupid wants to get it in the mail so it'll arrive by Valentine's Day!



\_\_\_\_\_

\_\_\_\_\_

\_\_\_\_\_

\_\_\_\_\_

\_\_\_\_\_

\_\_\_\_\_

\_\_\_\_\_

\_\_\_\_\_

\_\_\_\_\_

\_\_\_\_\_